

Consolidated Report on Stakeholders Feedback

For Academic Session Jan to Jun 2013

The feedback has been taken from following stakeholders:

I) *Students:*

i. Students' feedback on effectiveness of teachers

ii. Students' feedback on syllabus

Students' feedback is collected after every semester.

II) *Teachers:*

III) *Employers:*

Feedback from employers is mainly on attributes displayed by interning students. The curriculum is expected to help students develop competencies and certain positive work attributes, hence these have been focused upon.

IV) *Alumni:*

Please Note:

1. Feedback of employers and alumni is collected once every year
2. Number of employers and alumni varies from year to year and is mainly based on their availability and convenience.

Students' feedback on effectiveness of teachers**Semester II****Total students-59**

The percentages given below represent totals of Excellent and Good ratings (5 and 4 ratings) only. Average, poor ratings are not shown here.

Sr. no	Parameters	Percentages					
		A.DAYAL	NEELA	SHALINI	SATISH	SMITA	PRABHA
1	Effective &Efficient	73.60	87.10	62.50	70.80	79.80	81.4
2	Well Planned Lectures	72.90	88.80	63.10	74.20	76.60	77.30
3	Teaching Methods	72.90	90.80	59.20	68.10	75.90	78.00
4	Interactive Lectures	72.90	84.10	53.90	65.80	81.40	75.9
5	Class Control	79.30	94.20	51.00	75.60	78.00	82.4
6	Motivating Skills	66.40	78.30	58.80	62.70	74.60	82.4
7	Patience In Handling Qs	65.10	81.70	67.50	74.90	77.60	79
8	Time Mgt. In Class	72.20	88.50	65.10	72.20	82.00	72.5
9	Latest information	70.50	88.50	65.10	72.00	82.00	72.5
10	Regular & Punctual	70.40	86.40	58.60	80.70	86.40	81.4
11	Good Eye Contact	82.40	91.50	72.50	81.00	88.80	68.8
12	Meaningful Assignments	82.40	91.20	63.60	73.60	86.80	80
13	Language Skills	74.60	89.20	65.10	72.90	80.70	75.9

Students' feedback on effectiveness of teachers**Semester IV****Total students:-53**

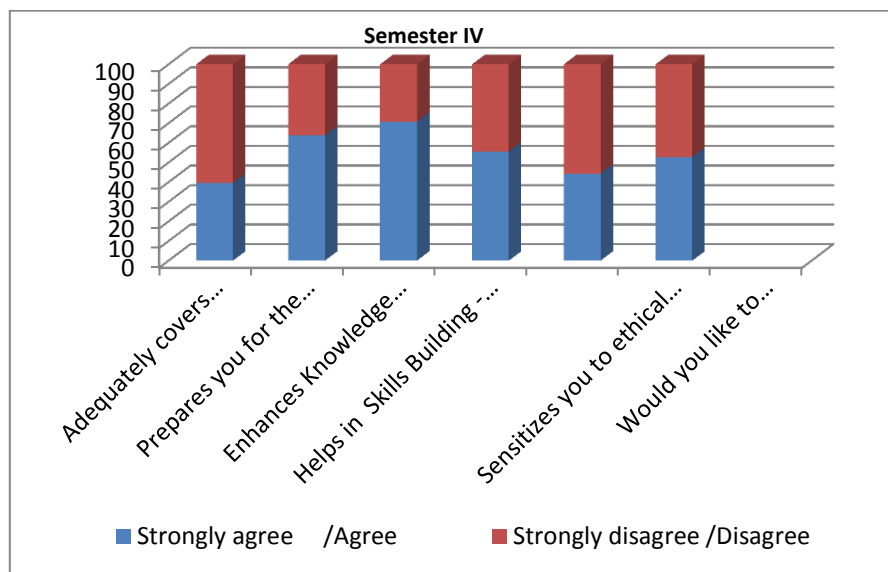
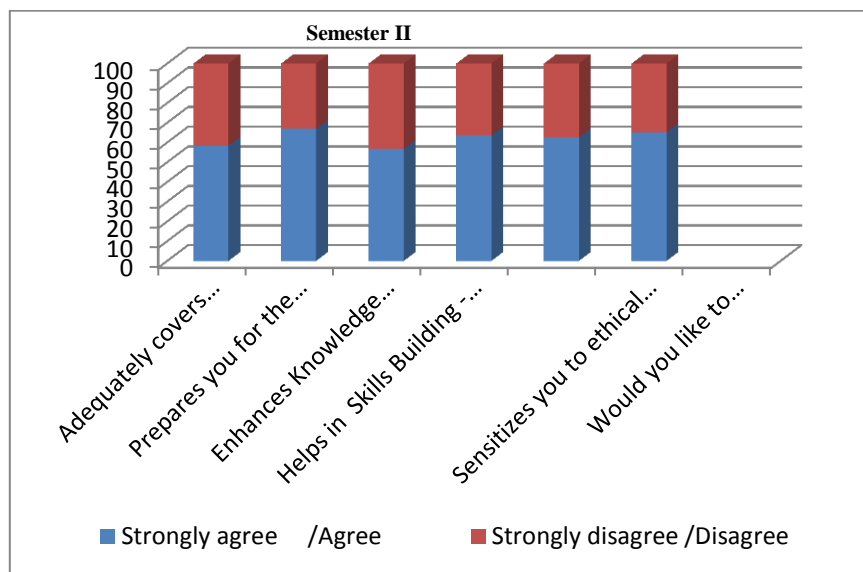
The percentages given below represent totals of Excellent and Good ratings (5 and 4 ratings) only. Average, poor ratings are not shown here.

Sr. no	Parameters	Faculty wise percentages(Marketing)			Faculty wise percentages(Finance)			Faculty wise percentages(HRM)		
		RISHI KESH	SMITA	SOUMY AKANT	JASLENE	MAHESH	RITU	TANY A	SOUMY AKANT	SATISH
1	Effective &Efficient	60.56	95.45	78.57	75.45	92.86	78.57	72.20	64.71	82.35
2	Well Planned Lectures	63.38	77.27	100.00	64.45	78.57	68.18	70.50	82.35	58.82
3	Teaching Methods	60.56	59.09	85.71	66.45	70.59	72.73	70.40	58.82	76.47
4	Interactive Lectures	68.18	70.40	92.86	67.45	94.12	81.82	72.20	64.71	82.35
5	Class Control	50.00	72.20	85.71	80.00	82.35	68.18	64.71	58.82	92.86
6	Motivating Skills	68.18	64.71	78.57	65.45	64.71	50.00	88.24	68.18	85.71
7	Patience In Handling Qs	57.14	88.24	100.00	71.00	77.27	54.55	52.94	81.82	65.45
8	Time Mgt. In Class	82.35	64.29	78.57	74.91	59.09	77.27	76.47	72.73	71.00
9	Latest information	92.86	92.86	57.14	73.00	59.09	68.18	64.71	68.18	92.86
10	Regular & Punctual	85.71	71.43	92.86	81.45	68.18	81.82	76.47	78.57	78.57
11	Good Eye Contact	65.45	73.08	78.57	87.91	73.60	78.57	42.86	71.43	82.35
12	Meaningful Assignments	71.43	93.50	71.43	84.45	72.90	50.00	57.14	64.29	71.43
13	Language Skills	64.29	73.08	100.00	75.600	72.90	71.43	35.71	78.57	57.14

Students' feedback on syllabus

The percentages given below are totals of strongly agree and agree and strongly disagree and disagree (5 & 4 strongly agree and agree and 1 & 2 strongly disagree and disagree). The neutral responses from the feedback were equally divided into strongly agree and agree and strongly disagree and disagree

Sr. No.	Jan to Jun 2013	Semester II		Semester IV	
	Statements	Strongly agree /Agree	Strongly disagree /Disagree	Strongly agree /Agree	Strongly disagree /Disagree
1	Adequately covers contemporary topics/ global issues/emerging global and national trends.	58.44	41.56	64.15	35.85
2	Prepares you for the job market.	66.95	33.05	76.42	23.58
3	Enhances Knowledge of functional areas of management	51.87	48.13	56.77	43.23
4	Helps in Skills Building -decision making, communication, team building etc.	63.56	36.44	57.55	42.45
5	Helps in developing application oriented thinking	62.71	37.29	61.32	38.68
6	Sensitizes you to ethical and professional values	65.25	34.75	63.74	36.26

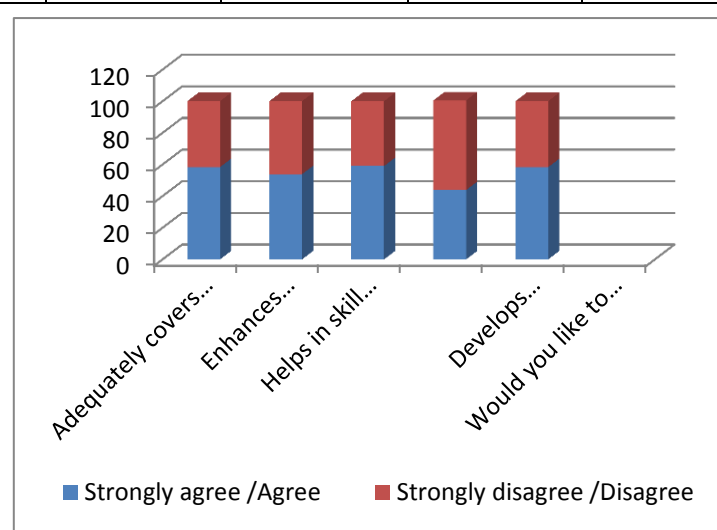
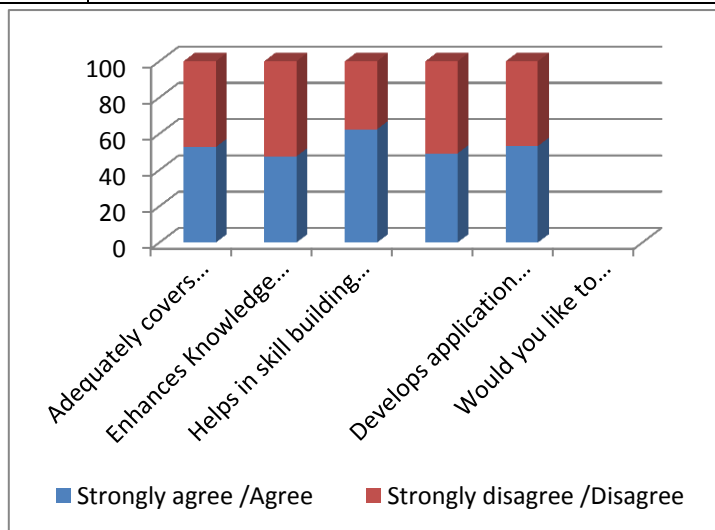


Teachers' feedback

Total teachers: 12

The percentages given below are totals of strongly agree and agree and strongly disagree and disagree (5 & 4 strongly agree and agree and 1 & 2 strongly disagree and disagree). The neutral responses from the feedback were equally divided into strongly agree and agree and strongly disagree and disagree.

	Jan-Jun 2013	Semester-II		Semester-IV	
Sr. No.	Statements	Strongly agree /Agree	Strongly disagree /Disagree	Strongly agree /Agree	Strongly disagree /Disagree
1	Adequately covers contemporary topics/ global	52.67	47.33	58.34	41.66
2	Enhances Knowledge of functional areas of management	47.56	52.44	53.89	46.11
3	Helps in skill building - decision making,	62.50	37.50	59.03	40.97
4	Sensitizes students to ethical and professional	49.17	50.83	43.83	56.67
5	Develops application oriented thinking	53.22	46.78	58.33	41.67
6	Would you like to suggest any new certificate course.	-	-	-	-

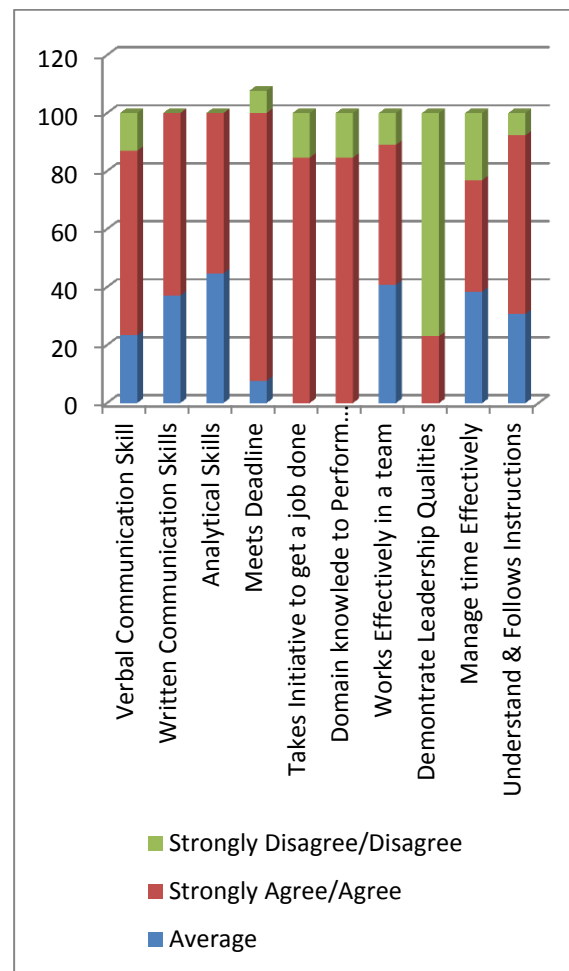


Employers' feedback

Total employers: 13

The percentages given below are Average, Good and Excellent (3, 4 and 5 respectively), acceptable and below expectations are not shown here.

Sr. No	Statements	Average (3)	Good(4)	Excellent (5)
		Percentages		
1	Verbal Communication Skill	23.33	63.65	13.02
2	Written Communication Skills	37.08	62.92	0.00
3	Analytical Skills	44.69	55.31	0.00
4	Meets Deadline	7.69	92.31	7.69
5	Takes Initiative to get a job done	0.00	84.62	15.38
6	Set Priorities	0.00	84.62	15.38
7	Domain knowledge to Perform the Task Given	40.82	48.23	10.95
8	Works Effectively in a team	0.00	23.08	76.92
9	Demonstrate Leadership Qualities	38.46	38.46	23.08
10	Manage time Effectively	30.77	61.54	7.69
11	Understand & Follows Instructions	7.69	84.62	7.69

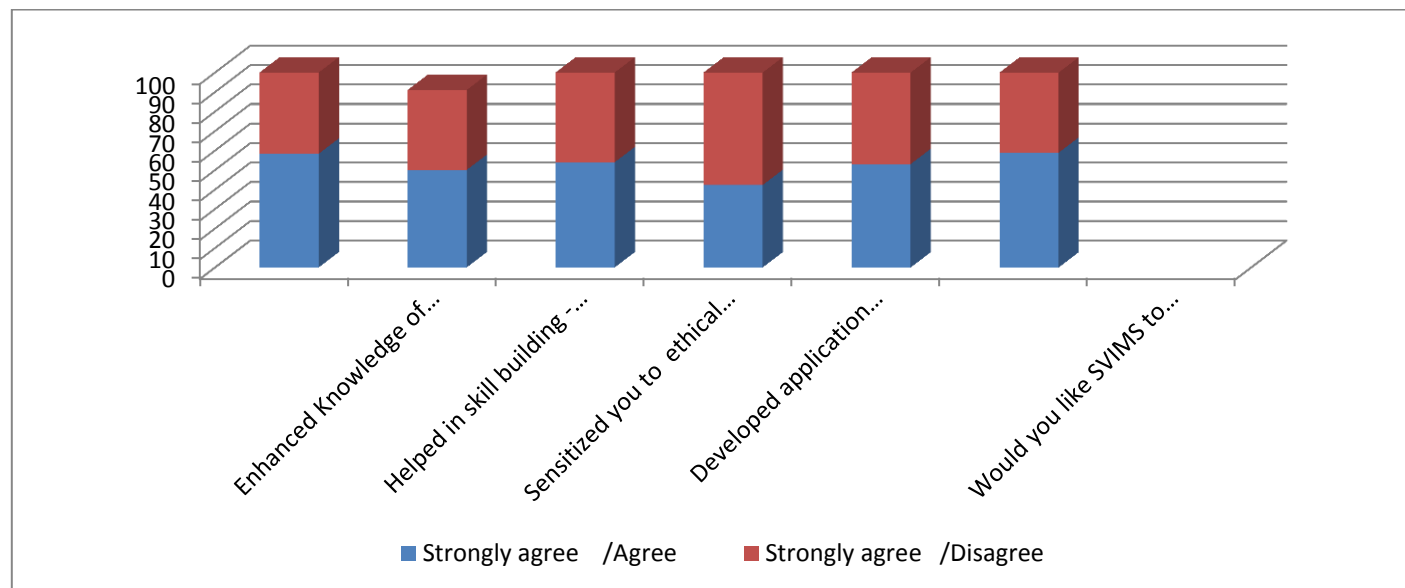


Alumni feedback

Total alumni: 7

The percentages given below are totals of strongly agree and agree and strongly disagree and disagree (5 & 4 strongly agree and agree and 1 & 2 strongly disagree and disagree). The neutral responses from the feedback were equally divided into strongly agree and agree and strongly disagree and disagree.

Sr. No	Statements	Strongly agree /Agree	Strongly disagree /Disagree
		Percentages	
1	Adequately covered contemporary topics/ global issues/emerging global and national trends	58.33	41.67
2	Enhanced Knowledge of functional areas of management	50.03	40.97
3	Helped in skill building - Decision making, Communication, Team building etc.	53.98	46.02
4	Sensitized you to ethical values and Professional values	42.31	57.69
5	Developed application oriented thinking	53.07	46.93
6	Added to your employability	58.91	41.09



Analysis:**Students' feedback on effectiveness of teachers:**

Students' feedback is very satisfactory on various aspects of teaching – learning processes and the respective subject teachers.

Students' feedback on syllabus:

The analysis of the students' feedback shows that the students need additional inputs in skill building- decision making, communication and team building in order to get opportunities in the job market. They are not satisfied with the offered syllabus as it does not cover the contemporary issues needed for employability.

Feedback from teachers:

Teachers are not satisfied with the syllabus offered to the students as it does not cover the contemporary issues required for job market.

Feedback from alumni:

The overall feedback is average. The area that has been stated as not so satisfactory is skill and knowledge enhancement in functional areas.

Feedback from employers:

The employers have given favorable feedback on student attributes and work related aspects of interns. The parameters like domain knowledge and analytical skills are rated average as compared to others.

Action taken: -

- Based on the feedback the teachers were advised to continuously give the latest input in classroom to the students so they get updates on contemporary issues in the respective subject and its practical content, which may add to the students' employability. Some teachers made a practice to carry economic times and made students read the same.
- The institute has organized the following guest lectures and workshops on different aspects of skill development, leadership and self-branding by industry experts to bridge the gap between industry expectations and students skill set.

Sr. No.	Topic	Resource Person	Date
1	Financial Research and How to write a stock Report	Mr. Ribhu Ranjan Barua Former Project Manager Value Notes database Pvt. Ltd.	18 th Jan 2013
2	Six Sigma for Managers	Mr. G.K.K.Singh Director, Asian Institute of Quality management	21 st Jan 2013
3	ERP Workshop	Ms. Shalini Sinha (CFO, express Clinics Pvt. Ltd.)	23 rd February

			2013
4	SAP Awareness Seminar	Mr. Shrikant Bidwai, Delphi Computers	21 st February 2013
5	2 days workshop on Transformational Leadership	Neha Rawte(Trainer, Catalyst Team of the Lila Poonawalla Foundation)	23 rd & 24 th March 2013
6	Campus to corporate transition for MBA students.	Sahlani Sinha, Corporate Trainer	16 th March 2013

- Industry experts Ms. Prameela Kalive (Zensar- Global Talent Search) and Ms. Renuka Krishna (KPIT Cummins) were mentoring the students.
- The meetings attended by the teachers on reframing of syllabus gave an idea that the new syllabus proposed will cover the contemporary issues and will fill the gap in the syllabus.

Consolidated Report on Stakeholders Feedback

For Academic Session Jul to Dec 2012

The feedback has been taken from following stakeholders:

I) *Students*

- i. Students' feedback on effectiveness of teachers
- ii. Students' feedback on syllabus

Students' feedback is collected after every semester.

II) *Teachers:*

III) *Employers:*

Feedback from employers is mainly on attributes displayed by interning students. The curriculum is expected to help students develop competencies and certain positive work attributes; hence these have been focused upon.

IV) *Alumni:*

Please Note:

- 3. Feedback of employers and alumni is collected once every year
- 4. Number of employers and alumni varies from year to year and is mainly based on their availability and convenience.

Students' feedback on effectiveness of teachers**Semester I****Total students-71**

The percentages given below represent totals of Excellent and Good ratings (5 and 4 ratings) only. Average, poor ratings are not shown here.

Sr. no	Parameters	Percentages							
		SMITA	PRABHA	RITU	SWATI	MAHESH	SNEHA	A.DAYAL	PARAMJEET
1	Effective &Efficient	95.77	69.01	66.62	90.14	63.38	52.11	64.79	59.03
2	Well Planned Lectures	92.96	53.52	65.99	88.73	60.56	52.11	64.79	69.66
3	Teaching Methods	92.96	56.34	60.17	85.92	50.70	45.07	61.97	62.85
4	Interactive Lectures	95.77	69.01	41.31	84.51	45.07	54.93	57.75	39.76
5	Class Control	94.37	54.93	75.17	57.75	60.56	52.11	60.56	76.07
6	Motivating Skills	91.55	71.83	47.58	73.24	63.38	40.85	63.38	38.35
7	Patience In Handling Qs	78.87	76.06	61.62	88.73	52.11	66.20	60.56	61.03
8	Time Mgt. In Class	83.10	53.52	63.99	84.51	67.61	63.38	57.75	76.34
9	Latest information	95.77	67.61	54.17	67.61	73.24	49.30	52.11	43.94
10	Regular & Punctual	92.96	60.56	71.58	90.14	73.24	73.24	63.38	74.99
11	Good Eye Contact	94.37	71.83	67.99	84.51	53.52	70.42	61.97	72.25
12	Meaningful Assignments	95.77	59.15	64.58	87.32	73.24	46.48	70.42	70.44
13	Language Skills	92.96	91.55	64.17	84.51	60.56	63.38	73.24	63.39

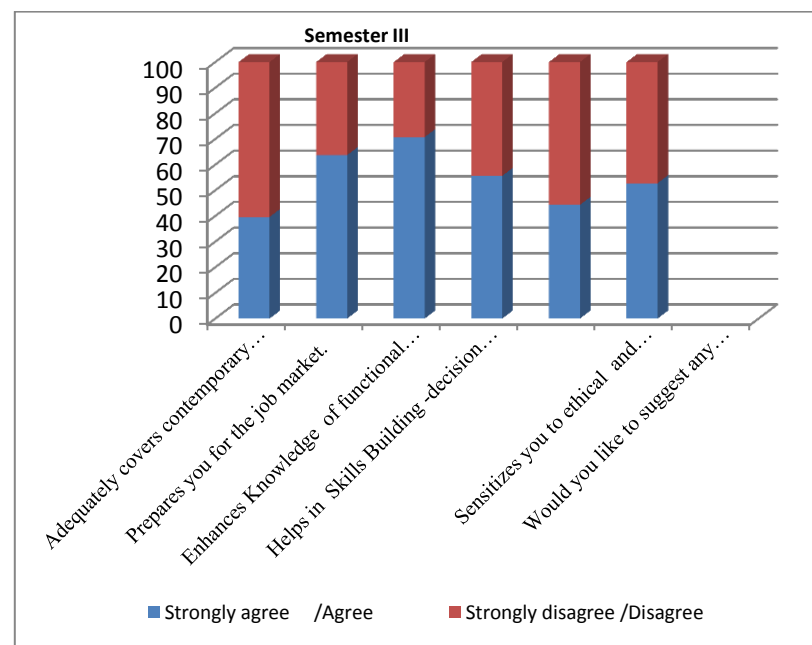
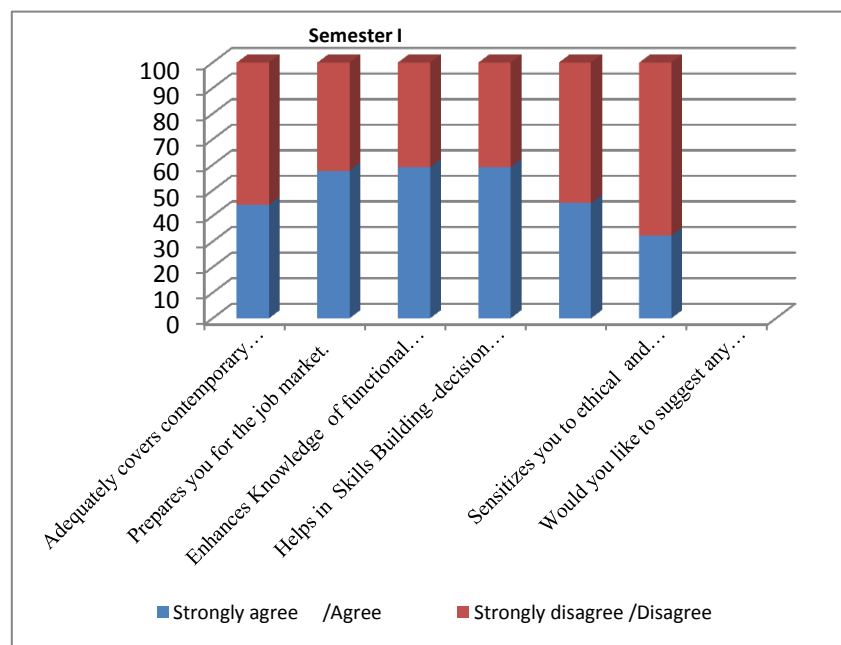
Students' feedback on effectiveness of teachers**Semester III****Total students-53**

The percentages given below represent totals of Excellent and Good ratings (5 and 4 ratings) only. Average, poor ratings are not shown here.

Sr. no	Parameters	Percentages (Marketing)					Percentages (Finance)				Percentages (Human Resource Management)			
		Smita	Satis h	Soumya kant	Rushik esh	A. Dayal	Neela	Soumy akant	Ritu	A.Da yal	Eva	Soumy akant	Satis h	Dayal
1	Effective &Efficient	85.71	64.29	78.57	50	64.29	95.45	86.36	77.27	72.73	64.71	76.47	76.47	82.35
2	Well Planned Lectures	92.86	71.43	100.00	71.43	64.29	95.45	81.82	86.36	77.27	70.59	76.47	70.59	76.47
3	Teaching Methods	71.43	57.14	85.71	57.14	78.57	95.45	90.91	68.18	77.27	70.59	76.47	70.59	76.47
4	Interactive Lectures	85.71	78.57	92.86	50.00	64.29	95.45	95.45	59.09	81.82	82.35	76.47	70.59	70.59
5	Class Control	85.71	71.43	85.71	78.57	64.29	100.00	72.73	68.18	77.27	35.29	58.82	82.35	94.12
6	Motivating Skills	42.86	64.29	78.57	50.00	42.86	95.45	77.27	50.00	59.09	70.59	70.59	58.82	82.35
7	Patience In Handling Qs	57.14	78.57	100	71.43	50.00	100.00	86.36	54.55	59.09	64.71	94.12	76.47	64.71
8	Time Mgt. In Class	35.71	64.29	78.57	85.71	64.29	90.91	81.82	77.27	68.18	88.24	94.12	76.47	82.35
9	Latest information	100	92.86	57.14	42.86	85.71	100	90.91	68.18	72.73	52.94	64.71	100	58.82
10	Regular & Punctual	100	71.43	92.86	78.57	85.71	95.45	90.91	81.82	81.82	76.47	100.00	88.24	88.24
11	Good Eye Contact	85.71	78.57	78.57	64.29	78.57	90.91	95.45	72.73	81.82	82.35	76.47	82.35	94.12
12	Meaningful Assignments	57.14	71.43	71.43	42.86	64.29	95.45	95.45	63.64	77.27	70.59	82.35	58.82	88.24
13	Language Skills	100	71.43	100	85.71	92.86	100.00	90.91	59.09	86.36	88.24	94.12	58.82	88.24

Students' feedback on syllabus

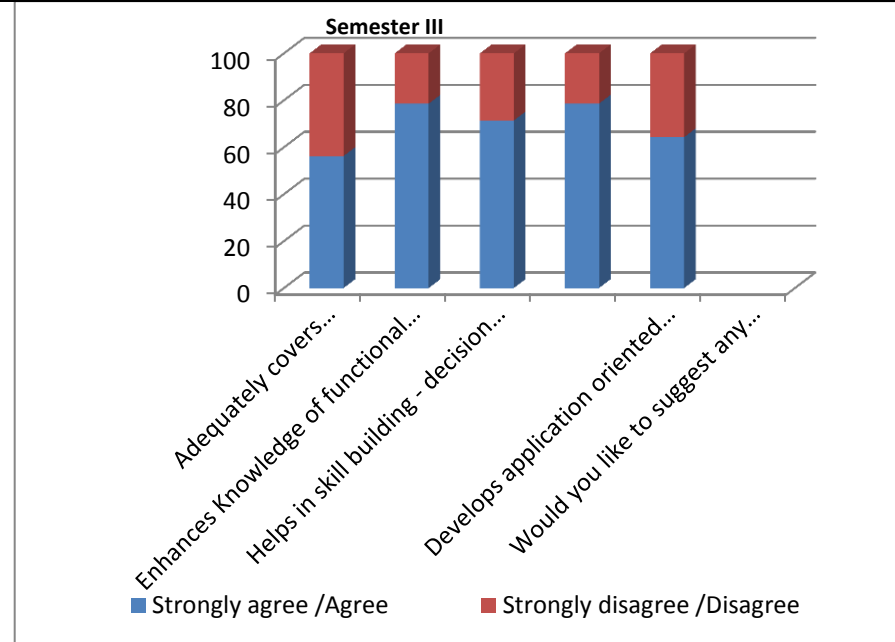
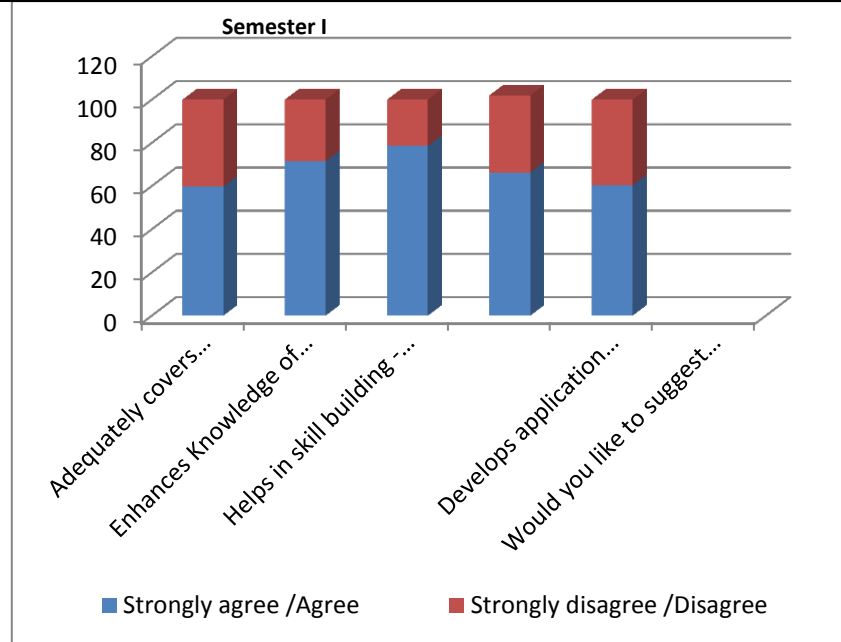
Sr. No.	Jul to Dec 2012	Semester I		Semester III	
	Statements	Strongly agree /Agree	Strongly disagree /Disagree	Strongly agree /Agree	Strongly disagree /Disagree
1	Adequately covers contemporary topics/ global issues/emerging global and	44.39	55.61	39.62	60.38
2	Prepares you for the job market.	57.75	42.25	63.73	36.27
3	Enhances Knowledge of functional areas of management	59.15	40.85	70.75	29.25
4	Helps in Skills Building -decision making, communication, team building etc.	59.15	40.85	55.66	44.34
5	Helps in developing application oriented thinking	45.07	54.93	44.34	55.66
6	Sensitizes you to ethical and professional values	32.39	67.61	52.79	47.21



Teachers' feedback

Total teachers: 12

	Jul to Dec 2012	Semester I		Semester III	
Sr. No.	Statements	Strongly agree /Agree	Strongly disagree	Strongly agree /Agree	Strongly disagree
1	Adequately covers contemporary topics/ global issues/emerging	59.75	40.25	56.25	43.75
2	Enhances Knowledge of functional areas of management	71.43	28.57	78.57	21.43
3	Helps in skill building - decision making, communication, team	78.57	21.43	71.43	28.57
4	Sensitizes students to ethical and professional values	59.01	40.99	58.84	41.16
5	Develops application oriented thinking	60.32	39.68	64.29	35.71
6	Would you like to suggest any new certificate course?	-	-	-	-



- Alumni feedback: Collected once in a year therefore not presented here

- Employers' feedback: Collected once in a year therefore not presented here

Analysis

1. **Feedback on effectiveness of teachers:** Students' feedback is very positive on various aspects of teaching – learning processes and their subject teachers.
2. **Feedback on Syllabus:** Students' feedback on the parameters like coverage of contemporary issues, developing application oriented thinking and sensitizing students towards ethical issues is rated low as compared to other parameters. However it may be noted that students have given high ratings to teachers in context of covering contemporary issues. It follows that the deficiency in syllabus is made good by teachers in their pedagogy.

Similarly we have designed the Sanctuary art of living syllabus and conduct Sanctuary classes, which adequately covers ethical and moral issues thus making up for this deficiency in syllabus.

3. **Feedback by teachers:** The teachers are of the opinion that more topics covering contemporary issues can be added to the syllabus.

Action taken:

Teachers to focus on:

- Contemporary and ethical issues during their lectures.
- Arranging greater amount of industry interface and requesting experts to cover contemporary issues.
- Students' review of certificate course on SAP B1 module was well appreciated and therefore it was decided to introduce more certificate courses.
- Teachers were advised to interact with students and consider options of introducing new certificate and value add courses to improve students' satisfaction on deficient parameters.
- To bridge the gap between theory and practice the following guest lectures, seminars and workshops were organized during the session:

Sr. No.	Topic	Resource Person	Date
1	Seminar on Key HR Practices	Ms. Madhulika Varma (HR and General Affairs Manager, NIPRO)	11 th August 2012
2	Global Supply Chain and Logistics in Current	Mr. Ketan Kulkarni	1 st September 2012

	Market Conditions	(Garware- Wall Ropes Ltd.)	
3	Personal Branding	Mr. Sarang Bapat (Data Strategy Lead at United Services Automobile Association[USAA])	10 th September 2012
4	Workshop on Financial Statement Analysis	Ms. Vaishali Aptee (BSE Institute Ltd.)	24 th September 2012
5	Careers in Marketing	Ms. Aradhana Prabhu(Lead-Global Public Relations, Zensar Technologies)	9 th October 2012
6	Interview Skills for HR Students	Mr. Narin Mirchandani (ex- HRD Director, Crompton Greaves)	Weekly Sessions in Sept. & Oct. 2012
7	MS-Excel Certificate course	Mr. Shyam Yadav, Aptech Computers	August 2012
8	Workshop on Marketing Plans	Mr. Rohit Sumant (DC Designs)	1 st September 2012
9	Workshop on MBTI	Mr. Nari Mirchanadani (Corporate Trainer, MBTI Trainer)	5 th Octobet 2012