

**Consolidated Report on Stakeholders Feedback**  
**Academic session Jan to Jun 2018**

**The feedback has been taken from following stakeholders:**

**I) *Students:***

- i. Students' feedback on effectiveness of teachers
- ii. Students' feedback on syllabus

Students' feedback is collected after every semester.

**II) *Teachers:***

**III) *Employers:***

Feedback from employers is mainly on attributes displayed by interning students. The curriculum is expected to help students develop competencies and certain positive work attributes, hence these have been focused upon.

**IV) *Alumni:***

**Please Note:**

1. Feedback of employers and alumni is collected once every year
2. Number of employers and alumni varies from year to year and is mainly based on their availability and convenience.

**Student feedback on effectiveness of teachers****Semester –II****Total students: 52**

The percentages given below represent totals of Excellent and Good ratings (5 and 4 ratings) only. Average, poor ratings are not shown here.

Sr. no	Parameters	Percentages									
		Gajendra (201)	Dr Prabha (202)	Supriya (203)	Roshen (204)	Gajendra (205)	Vaishali D (206)	Dr Neelam (207)	Dr Neelam (207)	Gajendra (213)	Kishor (215)
1	Faculty has well planned sessions.	88.46	88.46	94.23	90.38	92.31	88.46	71.15	88.46	88.46	88.46
2	Faculty is a good motivator	92.31	86.54	92.31	86.54	90.38	92.31	61.54	90.38	86.54	76.92
3	Modern teaching aids, power point presentations, web-resources, etc. are used by the faculty	88.46	82.69	96.15	86.54	88.46	94.23	71.15	90.38	88.46	78.85
4	Is patient in handling questions	92.31	88.46	92.31	86.54	94.23	92.31	80.77	90.38	92.31	76.92
5	Adjusts pace of class to the students' level of understanding	90.38	86.54	84.62	92.31	86.54	88.46	67.31	88.46	92.31	84.62
6	Faculty effectively directs and stimulates discussion	92.31	88.46	90.38	92.31	92.31	86.54	71.15	88.46	94.23	80.77
7	Faculty keeps a good balance between theory and application	92.31	90.38	96.15	88.46	98.08	90.38	75	92.31	88.46	82.69
8	Faculty shows availability beyond normal classes	90.38	92.31	88.46	90.38	90.38	88.46	73.08	90.38	88.46	78.85
9	Faculty shares latest information related to the course	88.46	84.62	96.15	94.23	92.31	88.46	67.31	86.54	84.62	76.92
10	Sensible assignments are given by the faculty	92.31	92.31	88.46	90.38	90.38	88.46	69.23	90.38	90.38	84.62
11	Faculty is regular and punctual in class	96.15	92.31	94.23	92.31	92.31	90.38	75	90.38	88.46	82.69
12	Faculty has a good class control	80.77	86.54	92.31	86.54	82.69	84.62	73.08	86.54	80.77	76.92
13	Faculty completes syllabus on time.	84.62	86.54	86.54	82.69	86.27	88.46	69.23	82.69	78.85	76.92

**Student feedback on effectiveness of teachers****Semester –IV (Common Subject & Finance Specialization)****Total students: 28**

The percentages given below represent totals of Excellent and Good ratings (5 and 4 ratings) only. Average, poor ratings are not shown here.

Sr. no	Parameters	Percentages						
		Common Subject	Finance					
		Mr. Tapus(40 1)	Ritu (403)	Vaishali P (404)	Ritu (408)	Vaishali P (409)	Ritu (410)	Prabha (412)
1	Faculty has well planned sessions.	71.93	82	84	92	92	96	84
2	Faculty is a good motivator	75.44	96	88	96	84	88	68
3	Modern teaching aids, power point presentations, web-resources, etc. are used by the faculty	70.18	92	84	92	80	96	88
4	Is patient in handling questions	71.93	92	88	88	84	88	68
5	Adjusts pace of class to the students' level of understanding	73.21	96	96	96	92	96	84
6	Faculty effectively directs and stimulates discussion	71.93	96	92	92	88	96	84
7	Faculty keeps a good balance between theory and application	73.68	96	88	92	92	96	84
8	Faculty shows availability beyond normal classes	70.18	100	96	100	92	96	84
9	Faculty shares latest information related to the course	71.93	88	84	92	92	96	84
10	Sensible assignments are given by the faculty	68.42	96	96	100	96	96	88
11	Faculty is regular and punctual in class	66.67	96	88	88	88	100	80
12	Faculty has a good class control	68.42	96	96	100	92	100	88
13	Faculty completes syllabus on time.	66.67	100	92	100	92	92	80

**Student feedback on effectiveness of teachers****Semester –IV (HR Specialization)****Total students: 19**

The percentages given below represent totals of Excellent and Good ratings (5 and 4 ratings) only. Average, poor ratings are not shown here.

<b>Sr. no</b>	<b>Parameters</b>	<b>Percentages</b>					
		<b>Supriya (403)</b>	<b>Vaishali D (404)</b>	<b>Dr Neelam (408)</b>	<b>Dr Neelam (409)</b>	<b>Supriya (411)</b>	<b>Supriya (414)</b>
1	Faculty has well planned sessions.	73.68	84.21	52.63	63.16	73.68	100
2	Faculty is a good motivator	68.42	73.68	52.63	57.89	68.42	89.47
3	Modern teaching aids, power point presentations, web-resources, etc. are used by the faculty	63.16	78.95	52.63	68.42	63.16	89.47
4	Is patient in handling questions	73.68	84.21	57.89	47.37	78.95	94.74
5	Adjusts pace of class to the students' level of understanding	78.95	84.21	63.16	63.16	78.95	100
6	Faculty effectively directs and stimulates discussion	68.42	73.68	47.37	52.63	68.42	94.74
7	Faculty keeps a good balance between theory and application	63.16	84.21	57.89	57.89	57.89	89.47
8	Faculty shows availability beyond normal classes	73.68	84.21	57.89	68.42	78.95	94.74
9	Faculty shares latest information related to the course	63.16	89.47	57.89	52.63	68.42	94.74
10	Sensible assignments are given by the faculty	63.16	89.47	68.42	68.42	73.68	89.47
11	Faculty is regular and punctual in class	78.95	78.95	68.42	57.89	89.47	94.74
12	Faculty has a good class control	73.68	89.47	57.89	68.42	84.21	100
13	Faculty completes syllabus on time.	63.16	89.47	57.89	52.63	68.42	74.74

**Student feedback on effectiveness of teachers**  
**Semester –IV (Marketing Specialization)**

**Total students: 18**

The percentages given below represent totals of Excellent and Good ratings (5 and 4 ratings) only. Average, poor ratings are not shown here.

Sr. no	Parameters	Percentages					
		Roshen (403)	Gajendra (404)	Roshen (405)	Roshen (410)	Gajendra (413)	Ritu (415)
1	Faculty has well planned sessions.	94.12	70.59	100	94.12	76.47	100
2	Faculty is a good motivator	100	76.47	100	94.12	70.59	94.12
3	Modern teaching aids, power point presentations, web-resources, etc. are used by the faculty	88.24	76.47	94.12	94.12	70.59	88.24
4	Is patient in handling questions	88.24	76.47	94.12	94.12	82.35	94.12
5	Adjusts pace of class to the students' level of understanding	100	88.24	94.12	94.12	76.47	100
6	Faculty effectively directs and stimulates discussion	94.12	82.35	94.12	94.12	76.47	100
7	Faculty keeps a good balance between theory and application	88.24	70.59	88.24	88.24	76.47	94.12
8	Faculty shows availability beyond normal classes	88.24	88.24	88.24	88.24	82.35	94.12
9	Faculty shares latest information related to the course	88.24	70.59	88.24	82.35	70.59	94.12
10	Sensible assignments are given by the faculty	82.35	88.24	88.24	76.47	70.59	94.12
11	Faculty is regular and punctual in class	88.24	88.24	88.24	88.24	82.35	100
12	Faculty has a good class control	88.24	88.24	88.24	94.12	88.24	100
13	Faculty completes syllabus on time.	82.35	88.24	88.24	76.47	70.59	94.12

## Student feedback on syllabus

### Semester: II

**Number of students enrolled: 60**

**Number of students participated in the feedback: 51**

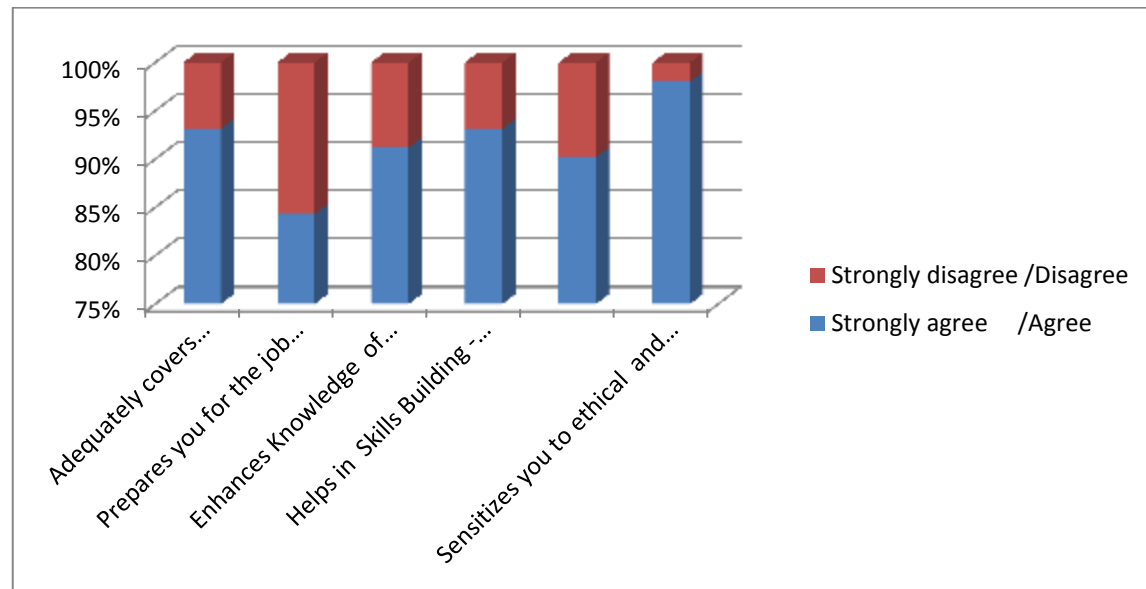
In 2016 the syllabus was revised with some changes in the existing subjects and specialization. Semester-I and Semester-II offers the following subjects and the feedback was taken for the same:-

### **Semester-II**

201- Marketing Management	207- Emotional Intelligence Lab
202- Financial Management	210- Life Skills Lab
203- Human Resource Management	213- Computer Aided Personal Productivity Tools Lab
204- Decision Science	215- Industry Analysis- Desk Research
205- Operations and Supply Chain Management	291- Human Rights-II
206- Management Information System	292- Introduction to cyber security Module-II

The percentages given below are totals of strongly agree and agree and strongly disagree and disagree (5 & 4 strongly agree and agree and 1 & 2 strongly disagree and disagree).

Sr. No.	Jan to Jun 2018	Semester II	
	Statements	Strongly agree /Agree	Strongly disagree /Disagree
1	Adequately covers contemporary topics/ global issues/emerging global and national trends.	93.14	6.86
2	Prepares you for the job market.	84.31	15.69
3	Enhances Knowledge of functional areas of management	91.18	8.82
4	Helps in Skills Building -decision making, communication, team building etc.	93.14	6.86
5	Helps in developing application oriented thinking	90.20	9.80
6	Sensitizes you to ethical and professional values	98.04	1.96



**Student's feedback on Syllabus Semester II (2017-18)**

**Semester: IV****Number of students enrolled: 78****Number of students participated in the feedback: 65**

In semester-IV as per 2016 Revised Syllabus few new subjects were introduced. The syllabus offers the following subjects and the feedback was taken for the same:-

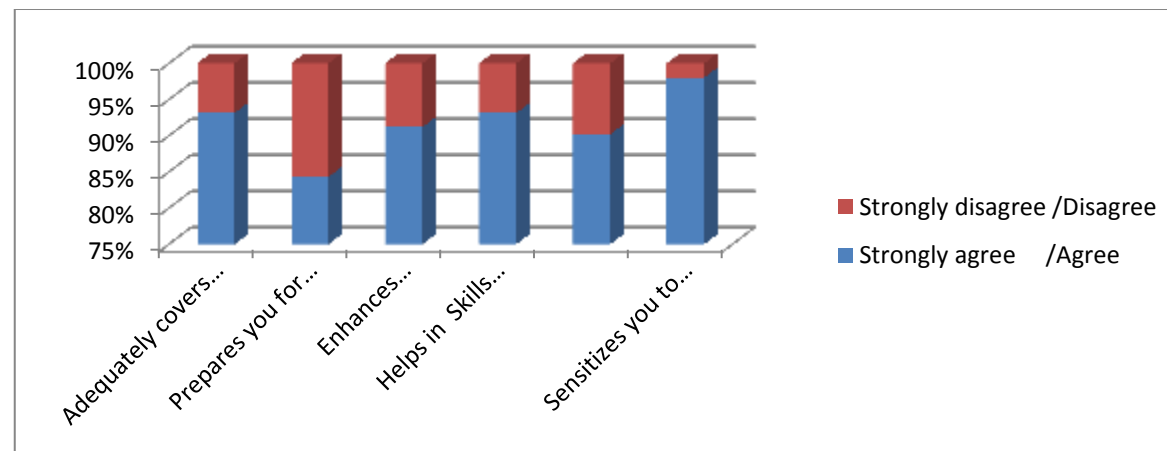
**Semester-IV**

401- Managing for Sustainability		
402- Dissertation		
<b>Marketing Specialization</b>	<b>Finance Specialization</b>	<b>Human Resource Management</b>
403- Services Marketing	403- International Finance	403- Industrial Relations
404- Sales and Distribution Management	404- Corporate Finance	404- Strategic Human Resource Management
405- Retail Marketing	405- Income Tax-I	407- Employee Reward Management
410- Marketing Strategy	407- Behavioral Finance	410- Lab in CSR
413- E- Marketing	409- Indirect Taxation	414- Best Practices in HR
415- Marketing of financial services- II	412- Banking Operations- II	416- Competency Mapping
492- Introduction to Cyber security Module-IV		
Skill Development- Corporate Social Responsibility & Sustainability		

The percentages given below are totals of strongly agree and agree and strongly disagree and disagree (5 & 4 strongly agree and agree and 1 & 2 strongly disagree and disagree).

Sr. No.	Jan to Jun 2018	Semester IV	
	Statements	Strongly Agree /Agree	Strongly disagree /Disagree
1	Adequately covers contemporary topics/ global issues/emerging global and national trends.	97.87	2.13
2	Prepares you for the job market.	82.98	17.02
3	Enhances Knowledge of functional areas of management	90.43	9.57
4	Helps in Skills Building -decision making, communication, team building etc.	85.11	14.89
5	Helps in developing application oriented thinking	82.98	17.02
6	Sensitizes you to ethical and professional values	80.85	19.15





**Student's feedback on Syllabus Semester IV (2017-18)**

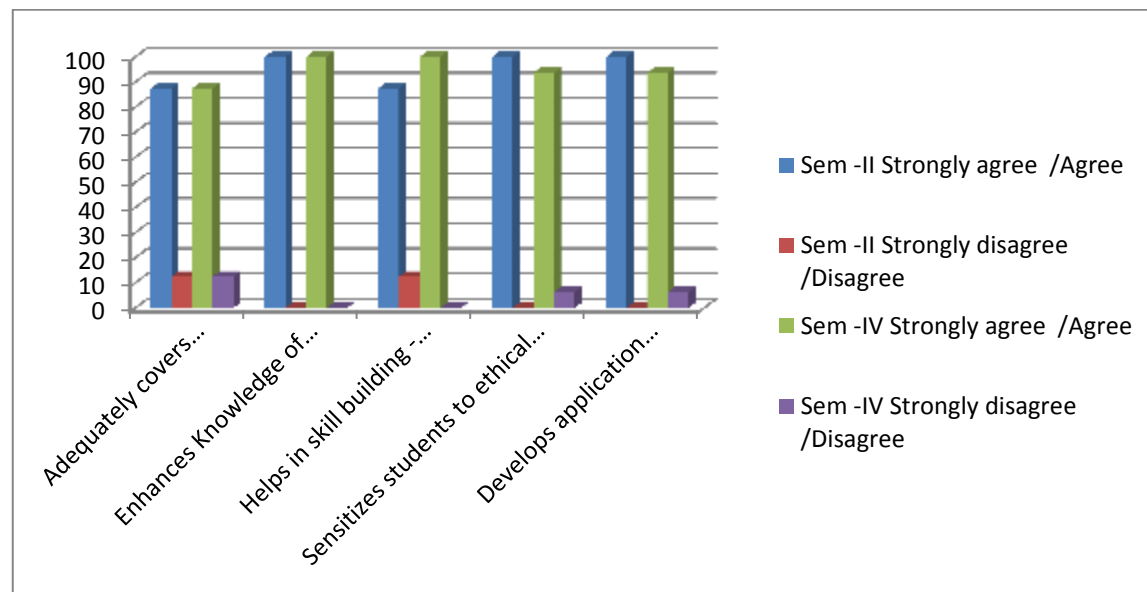
### Teachers' feedback

#### **Number of teachers participated in feedback: 08**

University of Pune has revised syllabus in the academic year 2016-17 with additional specializations and latest content, Teachers' feedback on the syllabus is collected for semester IV.

The percentages given below are totals of strongly agree and agree and strongly disagree and disagree (5 & 4 strongly agree and agree and 1 & 2 strongly disagree and disagree).

	Jan to Jun 2018	Semester II		Semester IV	
Sr. No.	Statements	Strongly agree /Agree	Strongly disagree /Disagree	Strongly agree /Agree	Strongly disagree /Disagree
1	Adequately covers contemporary topics/ global issues/emerging global and national trends	87.5	12.5	87.5	12.5
2	Enhances Knowledge of functional areas of management	100	0	100	0
3	Helps in skill building - decision making,	87.5	12.5	100	0
4	Sensitizes students to ethical and professional values	100	0	93.75	6.25
5	Develops application oriented thinking	100	0	93.75	6.25
6	Would you like to suggest any new certificate course to	-	-		



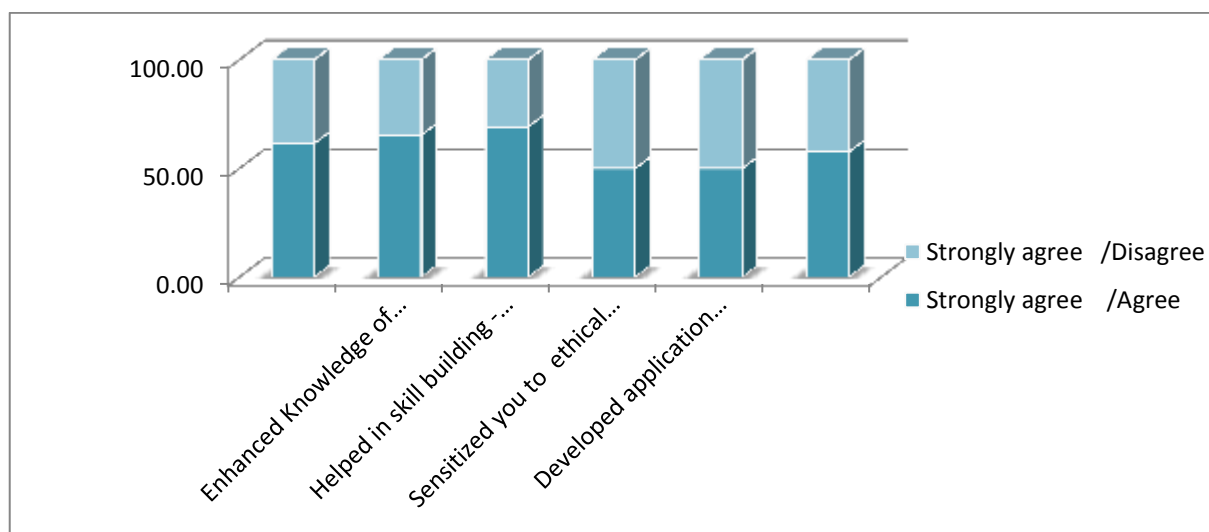
**Teachers' feedback on syllabus (17-18)**

## Alumni feedback

**Total alumni: 13**

The responses received from the alumni are presented in the following table. The percentages given below are totals of strongly agree and agree and strongly disagree and disagree (5 & 4 strongly agree and agree and 1 & 2 strongly disagree and disagree).

Sr. No.	Statements	Strongly agree /Agree	Strongly agree /Disagree
1	Adequately covered contemporary topics/ global issues/emerging global and national trends	61.54	38.46
2	Enhanced Knowledge of functional areas of management	65.38	34.62
3	Helped in skill building - Decision making, Communication, Team building etc.	69.23	30.77
4	Sensitized you to ethical values and Professional values	50.00	50.00
5	Developed application oriented thinking	50.00	50.00
6	Added to your employability	57.69	42.31



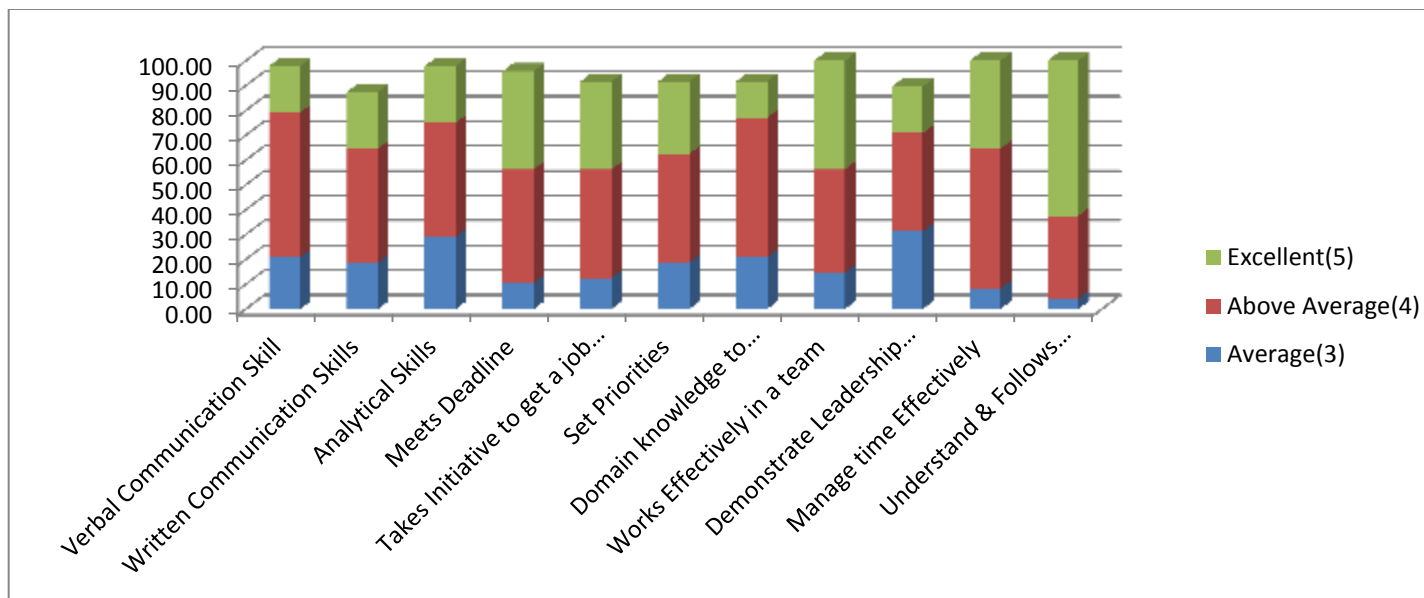
**Alumni feedback on Syllabus (17-18)**

## Employer's feedback

**Total No. of Employers: 48**

The percentages given below are Average, Good and Excellent (3, 4 and 5 respectively), acceptable and below expectations are not shown here.

Sr. No	Statements	Percentages		
		Average(3)	Above Average(4)	Excellent(5)
1	Verbal Communication Skill	20.83	58.33	18.75
2	Written Communication Skills	18.75	45.83	22.92
3	Analytical Skills	29.17	45.83	22.92
4	Meets Deadline	10.42	45.83	39.58
5	Takes Initiative to get a job done	12.50	43.75	35.42
6	Set Priorities	18.75	43.75	29.17
7	Domain knowledge to Perform the Task Given	20.83	56.25	14.58
8	Works Effectively in a team	14.58	41.67	43.75
9	Demonstrate Leadership Qualities	31.25	39.58	18.75
10	Manage time Effectively	8.33	56.25	35.42
11	Understand & Follows Instructions	4.17	33.33	62.50



**Employers Feedback (2017-18)**

#### **Analysis:**

#### **Feedback from students:**

Student's feedback shows that syllabus has been dealt with very effectively in the classroom & students are satisfied about the teaching pedagogy used by the teachers.

#### **Feedback on syllabus:**

The student's feedback on syllabus indicates that students are satisfied with the syllabus.

#### **Feedback from teachers:**

The teachers were satisfied with the syllabus.

#### **Feedback from alumni:**

The feedback from Alumni appears to be satisfactory. Parameters like sensitizing towards ethical and professional values and developing application oriented thinking are rated lower as compared to other parameters.

#### **Feedback from employers:**

The Employers believe students have most of the required skills and ability for workplaces. The areas that need to be improved are related to their analytical skills, demonstrate leadership qualities and domain knowledge.

**Action Taken:**

The Institute has organized following guest lectures, workshops and seminars for the students:

<b>Sr. No.</b>	<b>Topic</b>	<b>Resource Person</b>	<b>Date</b>
1	Managing Employee Relations: Management and Trade Union Perspectives	1.Ms. Manasi Purandare, 2.Mr. Pradeep Bodke 3. Mr. Trishul Gorde	15th February 2018
2	Interview Skills	Mr. Shirish Dandekar ( Director, HCS Global Pune)	6 <sup>th</sup> March 2018
3	International Banking	Ms. Amruta Pradhan (Associate Team Manager, Deutsche Bank Group)	15 <sup>th</sup> March 2018
4	Compliance of Operations & Supply Chain Management	Mr. Sujit Kulkarni (Assistant Manager, Dhoot Transmission Pvt. Ltd., Aurangabad)	26 <sup>th</sup> March 2018
5	Financial Literacy and Awareness Training	Ms. Shama Sarode (Financial Counselor, Disha Trust, Pune)	29 <sup>th</sup> March 2018

## **Consolidated Report on Stakeholders Feedback**

### **For Academic session Jul to Dec 2017**

**The feedback has been taken from following stakeholders:**

I) *Students:*

i. Students' feedback on effectiveness of teachers

ii. Students' feedback on syllabus

Students' feedback is collected after every semester.

II) *Teachers:*

III) *Employers:*

Feedback from employers is mainly on attributes displayed by interning students. The curriculum is expected to help students develop competencies and certain positive work attributes, hence these have been focused upon.

IV) *Alumni:*

**Please Note:**

1. Feedback of employers and alumni is collected once every year
2. Number of employers and alumni varies from year to year and is mainly based on their availability and convenience.

**Student feedback on effectiveness of teachers****Semester –I****Total students: 56**

The percentages given below represent totals of Excellent and Good ratings (5 and 4 ratings) only. Average, poor ratings are not shown here.

Sr. No	Parameters	Percentages									
		Vaishali (101)	Roshen (102)	Ritu (103)	Prabha (104)	Supriya (105)	Soumyakant (106)	Prabha (108)	Netaji (109)	Vaishali D (113)	Kishor (115)
1	Faculty has well planned sessions	94.64	48.21	94.64	46.43	94.64	94.64	48.21	51.79	67.86	67.86
2	Faculty is a good motivator	89.29	64.29	80.36	58.93	96.43	91.07	58.93	51.79	73.21	62.5
3	Modern teaching aids, power point presentations, Web- resources, etc. are used by the faculty	69.64	46.43	91.07	44.64	92.86	83.93	51.79	46.43	71.43	69.64
4	Is patient in handling questions	87.5	64.29	83.93	67.86	91.07	92.86	71.43	53.57	64.29	66.07
5	Adjusts pace of class to the students level of understanding	98.21	57.14	89.29	62.5	89.29	96.43	57.14	60.71	71.43	71.43
6	Faculty effectively directs and stimulates discussion	80.36	51.79	78.57	57.14	82.14	83.93	60.71	46.43	64.29	64.29
7	Faculty keeps a good balance between theory and application	87.5	50	89.29	50	91.07	87.5	55.36	55.36	73.21	66.07
8	Faculty shows availability beyond normal classes	80.36	58.93	82.14	60.71	87.5	82.14	60.71	57.14	73.21	64.29
9	Faculty shares latest information related to the course	80.36	58.93	91.07	58.93	89.29	91.07	51.79	46.43	67.86	60.71
10	Sensible assignments are given by the faculty	89.29	41.07	83.93	64.29	89.29	87.5	60.71	46.43	64.29	64.29
11	Faculty is regular and punctual in Class	78.57	69.64	89.29	64.29	87.5	91.07	50	42.86	66.07	62.5
12	Faculty has a good Class control	92.86	39.29	83.93	64.29	94.64	92.86	57.14	50	76.79	53.57
13	Faculty completes syllabus on time	76.79	60.71	91.07	58.93	83.93	85.71	55.36	42.86	55.36	71.43



**Student feedback on effectiveness of teachers****Semester –III (Common Subjects)****Total students: 72**

The percentages given below represent totals of Excellent and Good ratings (5 and 4 ratings) only. Average, poor ratings are not shown here.

Sr. no	Parameters	Percentages		
		Kishor-301	Soumyakant-302	Roshan-303
1	Faculty has well planned sessions	56.94	88.89	50
2	Faculty is a good motivator	61.11	87.5	54.17
3	Modern teaching aids, power point presentations, Web- resources, etc. are used by the faculty	77.78	77.78	61.11
4	Is patient in handling questions	69.44	87.5	48.61
5	Adjusts pace of class to the students level of understanding	61.11	91.67	52.78
6	Faculty effectively directs and stimulates discussion	62.5	84.72	58.33
7	Faculty keeps a good balance between theory and application	65.28	88.89	58.33
8	Faculty shows availability beyond normal classes	59.72	86.11	59.72
9	Faculty shares latest information related to the course	68.06	86.11	61.11
10	Sensible assignments are given by the faculty	73.61	80.56	48.61
11	Faculty is regular and punctual in Class	69.44	87.5	68.06
12	Faculty has a good Class control	72.22	86.11	56.94
13	Faculty completes syllabus on time	69.44	80.56	52.78

**Student feedback on effectiveness of teachers****Semester –III (Finance specialization)****Total students: 31**

The percentages given below represent totals of Excellent and Good ratings (5 and 4 ratings) only. Average, poor ratings are not shown here.

Sr. no	Parameters	Percentages					
		Ritu-305	VaishaliP-306	Ritu-307	Ritu-308	VaishaliP-309	VaishaliP-313
1	Faculty has well planned sessions	80.65	67.74	70.97	70.97	64.52	64.52
2	Faculty is a good motivator	64.52	83.87	67.74	61.29	77.42	74.19
3	Modern teaching aids, power point presentations, Web- resources, etc. are used by the faculty	70.97	74.19	54.84	58.06	70.97	74.19
4	Is patient in handling questions	70.97	80.65	67.74	70.97	77.42	77.42
5	Adjusts pace of class to the students level of understanding	64.52	74.19	64.52	61.29	70.97	70.97
6	Faculty effectively directs and stimulates discussion	70.97	70.97	70.97	67.74	70.97	70.97
7	Faculty keeps a good balance between theory and application	80.65	67.74	61.29	67.74	61.29	64.52
8	Faculty shows availability beyond normal classes	80.65	87.1	70.97	67.74	80.65	70.97
9	Faculty shares latest information related to the course	83.87	64.52	70.97	70.97	58.06	61.29
10	Sensible assignments are given by the faculty	74.19	70.97	67.74	64.52	64.52	58.06
11	Faculty is regular and punctual in Class	87.1	74.19	77.42	80.65	77.42	70.97
12	Faculty has a good Class control	74.19	67.74	70.97	61.29	61.29	64.52
13	Faculty completes syllabus on time	83.87	67.74	67.74	74.19	61.29	54.84

**Student feedback on effectiveness of teachers****Semester –III (HR specialization)****Total students: 21**

The percentages given below represent totals of Excellent and Good ratings (5 and 4 ratings) only. Average, poor ratings are not shown here.

Sr. no	Parameters	Percentages					
		Supriya-305	Supriya-306	Vaishali D-314	Vaishali D-315	Dr Neelam-316	Dr Neelam-318
1	Faculty has well planned sessions	66.67	61.9	71.43	66.67	33.33	42.86
2	Faculty is a good motivator	52.38	61.9	76.19	66.67	33.33	52.38
3	Modern teaching aids, power point presentations, Web- resources, etc. are used by the faculty	66.67	52.38	66.67	61.9	47.62	42.86
4	Is patient in handling questions	52.38	66.67	76.19	80.95	61.9	47.62
5	Adjusts pace of class to the students level of understanding	57.14	57.14	66.67	71.43	38.1	52.38
6	Faculty effectively directs and stimulates discussion	47.62	66.67	76.19	80.95	47.62	47.62
7	Faculty keeps a good balance between theory and application	61.9	66.67	85.71	71.43	57.14	52.38
8	Faculty shows availability beyond normal classes	61.9	66.67	85.71	71.43	47.62	52.38
9	Faculty shares latest information related to the course	57.14	61.9	66.67	71.43	52.38	57.14
10	Sensible assignments are given by the faculty	57.14	66.67	85.71	71.43	61.9	61.9
11	Faculty is regular and punctual in Class	71.43	71.43	80.95	71.43	52.38	47.62
12	Faculty has a good Class control	57.14	61.9	61.9	57.14	52.38	61.9
13	Faculty completes syllabus on time	57.14	66.67	90.48	85.71	61.9	57.14

**Student feedback on effectiveness of teachers**  
**Semester –III (Marketing specialization)**

**Total students: 19**

The percentages given below represent totals of Excellent and Good ratings (5 and 4 ratings) only. Average, poor ratings are not shown here.

Sr. no	Parameters	Percentages					
		Roshan -305	Soumyakant-306	Roshan -310	Soumyakant-312	Prabha S-315	Vaishali D-318
1	Faculty has well planned sessions	68.42	94.74	57.89	100	52.63	68.42
2	Faculty is a good motivator	63.16	78.95	52.63	89.47	47.37	52.63
3	Modern teaching aids, power point presentations, Web- resources, etc. are used by the faculty	68.42	84.21	52.63	89.47	52.63	84.21
4	Is patient in handling questions	52.63	94.74	47.37	94.74	52.63	57.89
5	Adjusts pace of class to the students level of understanding	52.63	94.74	57.89	78.95	47.37	57.89
6	Faculty effectively directs and stimulates discussion	57.89	84.21	57.89	94.74	63.16	52.63
7	Faculty keeps a good balance between theory and application	47.37	84.21	52.63	94.74	31.58	52.63
8	Faculty shows availability beyond normal classes	47.37	84.21	42.11	89.47	47.37	63.16
9	Faculty shares latest information related to the course	52.63	78.95	42.11	84.21	42.11	57.89
10	Sensible assignments are given by the faculty	36.84	94.74	36.84	84.21	42.11	78.95
11	Faculty is regular and punctual in Class	52.63	89.47	42.11	94.74	47.37	73.68
12	Faculty has a good Class control	36.84	68.42	36.84	84.21	47.37	57.89
13	Faculty completes syllabus on time	52.63	105.26	42.11	84.21	36.84	78.95

## Student feedback on syllabus

### Semester: I

**Number of students enrolled: 60**

**Number of students participated in the feedback: 56**

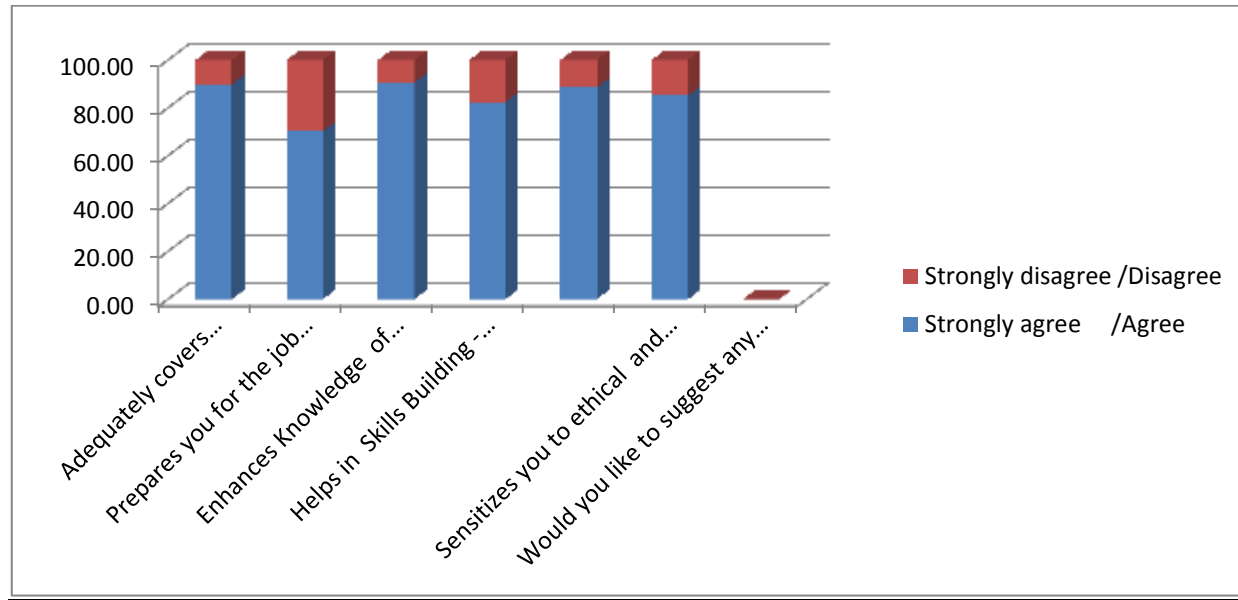
In 2016 the syllabus was revised with some changes in the existing subjects and specialization. Semester-I offers the following subjects and feedback is taken on the same.

#### **Semester-I**

101- Accounting for Business Decisions	108- Business Communication Lab
102- Economic Analysis for Business Decisions	109- MS Excel and Advanced Excel Lab
103- Legal Aspects of Business	113- Personality Development Lab
104- Business Research Methods	115- Enterprise Analysis- Desk Research
105- Organizational Behavior	191- Human Rights-I
106- Basics of Marketing	192- Introduction to cyber security Module-I

The percentages given below are totals of strongly agree and agree and strongly disagree and disagree (5 & 4 strongly agree and agree and 1 & 2 strongly disagree and disagree).

Sr. No.	Jul to Dec 2017	Semester I	
	Statements	Strongly agree /Agree	Strongly disagree /Disagree
1	Adequately covers contemporary topics/ global is, Skill uses/emerging global and	92.86	7.14
2	Prepares you for the job market.	79.46	20.54
3	Enhances Knowledge of functional areas of management	83.04	16.96
4	Helps in Skills Building -decision making, communication, team building etc.	83.04	16.96
5	Helps in developing application oriented thinking	85.71	14.29
6	Sensitizes you to ethical and professional values	83.93	16.07



**Students' feedback on syllabus (Sem- I, 17-18)**

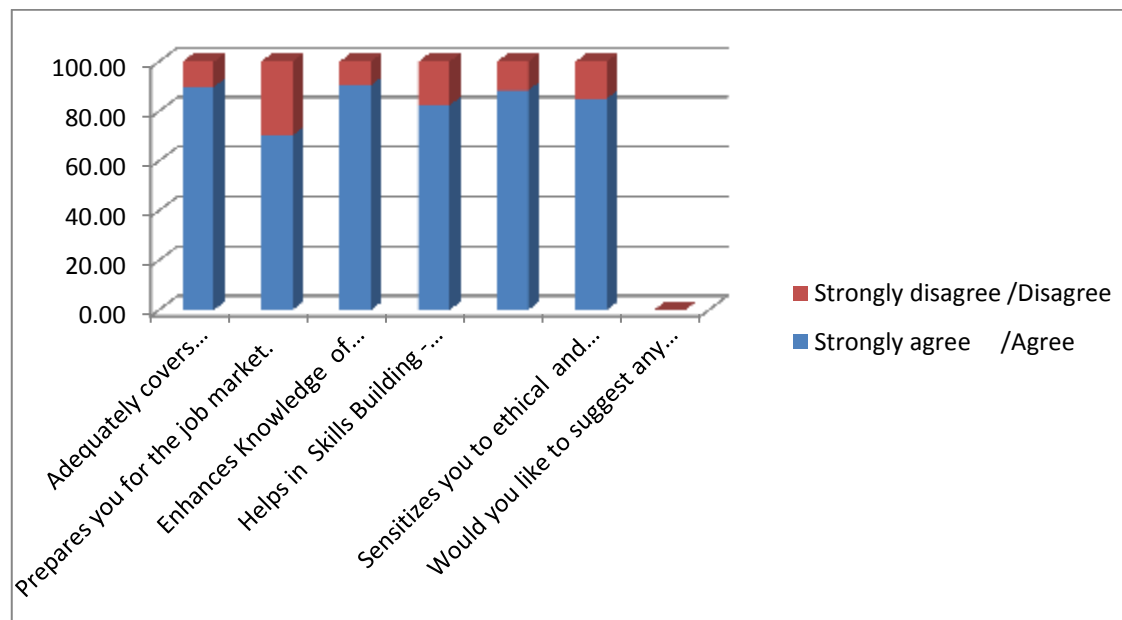
**Semester: III****Number of students enrolled: 78****Number of students participated in the feedback: 69**

The syllabus offers the following subjects and the feedback was taken for the same:-

<b>Semester-III</b>		
301- Strategic Management		
302- Enterprise Performance Management		
303- Startup and New Venture Management		
304- Summer Internship Project		
<b>Marketing Specialization</b>	<b>Finance Specialization</b>	<b>Human Resource Management</b>
305- Contemporary Marketing Research	305- Direct Taxation	305- Labour& Social security Laws
306- Consumer Behavior	306- Financial System of India, Markets and Services	306- Human Resource Accounting & Compensation Management
310- Personal Selling Lab	307- Income Tax-I	314- Lab in Recruitment and Selection
312- Customer Relationship Management	308- Corporate & International Financial Reporting	315- Lab in Job Design and Analysis
315- Marketing of Financial Services- I	309- Corporate Finance	316- Lab in Training
318- Business to business marketing	313- Equity Research	318- Lab in Personnel Administration & Application Procedures
392- Introduction to cyber security module-III		
Skill Development		

The percentages given below are totals of strongly agree and agree and strongly disagree and disagree (5 & 4 strongly agree and agree and 1 & 2 strongly disagree and disagree).

Sr. No.	Jul to Dec 2017	Semester III	
	Statements	Strongly Agree /Agree	Strongly disagree /Disagree
1	Adequately covers contemporary topics/ global issues/emerging global and national trends.	89.86	10.14
2	Prepares you for the job market.	70.27	29.73
3	Enhances Knowledge of functional areas of management	90.54	9.46
4	Helps in Skills Building -decision making, communication, team building etc.	82.43	17.57
5	Helps in developing application oriented thinking	88.51	11.49
6	Sensitizes you to ethical and professional values	85.14	14.86



**Students' feedback on syllabus Sem-III (17-18)**

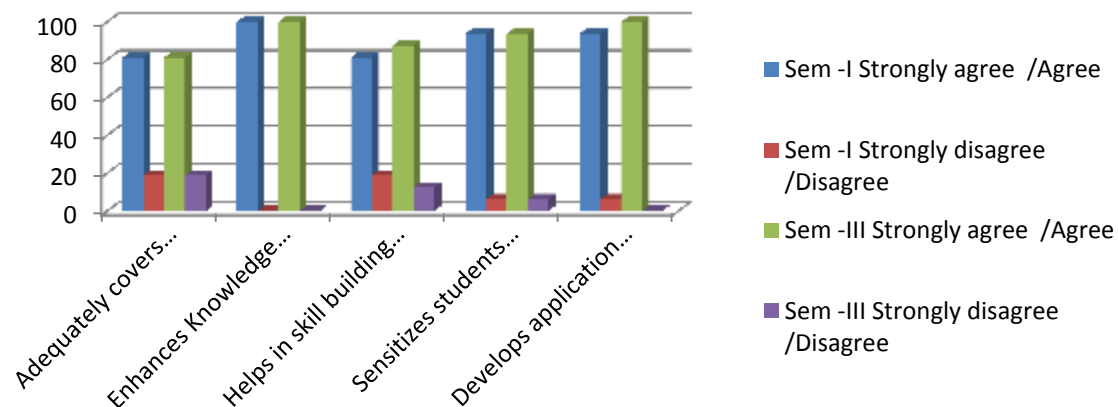


## Teachers' feedback

### Number of teachers participated in feedback: 08

Feedback of the teachers on the syllabus is collected for semester I & III. The percentages given below are totals of strongly agree and agree and strongly disagree and disagree (5 & 4 strongly agree and agree and 1 & 2 strongly disagree and disagree).

	Jul to Dec 2017	Semester I		Semester III	
Sr. No.	Statements	Strongly agree /Agree	Strongly disagree /Disagree	Strongly agree /Agree	Strongly disagree /Disagree
1	Adequately covers contemporary topics/ global issues/emerging	81.25	18.75	81.25	18.75
2	Enhances Knowledge of functional areas of management	100	0	100	0
3	Helps in skill building - decision making, communication, team	81.25	18.75	87.5	12.5
4	Sensitizes students to ethical and professional values	93.75	6.25	93.75	6.25
5	Develops application oriented thinking	93.75	6.25	100	0
6	Would you like to suggest any new certificate course to	-	-	-	-



**Teachers' feedback on syllabus (17-18)**

- Alumni feedback: Collected once in a year therefore not presented here.
- Employers' feedback: Collected once in a year therefore not presented here.

### **Analysis:**

#### **Feedback from students:**

Students' feedback shows that some teachers have been very effective in teaching while some were not.

#### **Feedback on syllabus:**

Students have given a positive feedback on all the aspects of the syllabus.

#### **Feedback from teachers:**

Teachers seem to be satisfied with the new syllabus as contemporary issues have been covered in their relevant subjects.

#### **Action Taken:-**

- The institute has organized the following guest lectures:

<b>Sr. No.</b>	<b>Topic</b>	<b>Resource Person</b>	<b>Date</b>
1	Power of First Impression	Mr. Surjit Das (Columnist, Image Consultant, Corporate Trainer)	19 <sup>th</sup> August 2017
2	Ordinary to Extra Ordinary	Mr. Minocher Patel (Motivational Speaker)	2 <sup>nd</sup> September 2017
3	Role of Human Resource Managers In Industry	Mr. Akshay Deo[Sr. HR Manager-Carraro group, Pune]	9 <sup>th</sup> September 2017
4	Application of Labour Laws in Industry	Mr. Shivaji Daundkar[Chief Labour Officer from Pune Municipal Corporation]	16 <sup>th</sup> September 2017
5	Cost Optimization Techniques in Manufacturing Sector	CA Ashok Bhansali [CFO, Barnet India Pvt. Ltd, Pune]	16 <sup>th</sup> September 2017
6	Human Capital Assessment – A Managerial Perspective	Mr. Sudhir Mateti[Deputy General Manager-HR – Syntel Telecom]	7 <sup>th</sup> October 2017
7	Performance Management in Retail Sector	Mr. Ayush Agarwal[CEO and Co-founder of Seniority]	16 <sup>th</sup> October 2017

- Director counselled the teachers with unsatisfactory ratings about pedagogy methods and how to make their classroom teaching more effective.