



# SADHU VASWANI INSTITUTE OF MANAGEMENT STUDIES FOR GIRLS

Unaided- Private, Linguistic Minority (Sindhi) Institute  
Approved by A.I.C.T.E. Certified under ISO 9001:2015

**Dr. B. H. Nanwani**  
Director

Affiliated to Savitribai Phule Pune University, NAAC Accredited with “B+” Grade  
**Institute Codes:** SPPU: IMMP016030, D.T.E.: 6614, AISHE: C-44578, AICTE: 1-21641511

---

## **Consolidated Feedback Report** **MBA Semesters (I) and (III)**

**STAKEHOLDERS' FEEDBACK REPORT**  
**January to April 2022**

**A. Feedback is collected from the following Stakeholders:**

- **Students**
- **Teachers**
- **Parents**
- **Alumni**
- **Employers**

**B. Students' feedback covers two aspects:**

i. Effectiveness of teachers

ii. Satisfaction with Curriculum

- Students' feedback is collected after every semester, i.e., after semester I, II, III and IV.

**2. Teachers**

Feedback is taken on Curriculum

- Taken every semester, i.e., after semester I, II, III and IV.

**3. Employers**

- Feedback from employers is mainly on attributes displayed by interning students. The curriculum is expected to help students develop competencies and certain positive work attributes; hence these have been focused upon.

**4. Alumni and Parents**

- Feedback is gathered on curriculum and education at SVIMS

**5. Feedback of Employers, Alumni and Parents is collected once every year.**

- Number of employers, parents and alumni varies from year to year and is mainly based on their availability and convenience.

6. Feedback collected is analysed and presented to Management

7. Action is taken on the basis of analysis and negative feedback [ which is below 70% on any parameter]

## Consolidated Report on Stakeholders' Feedback

### SEMESTER I FEEDBACK

#### A. Students' Feedback on

##### i. Effectiveness of Teachers

**Total students enrolled: 66**

**Feedback collected from Students: 65**

The percentages given below represent totals of Excellent and very Good (5 & 4 ratings) only.

Sr. No	Parameters	Subject Codes-Ratings in Percentages (%)												
		101	102	103	104	105	106	107	109	111	113	115	116	192
1	Faculty has well planned sessions	89	86	86	91	88	88	92	89	89	85	92	91	91
2	Faculty is a good motivator	97	86	83	92	85	91	92	91	88	83	92	92	91
3	Modern teaching aids, power point presentations, web resources, etc. are used by the faculty	94	86	88	91	91	92	94	91	91	85	89	91	91
4	Is patient in handling questions	95	89	88	92	89	94	91	92	88	88	89	92	94
5	Adjusts pace of class to the students' level of understanding	95	89	88	92	89	92	92	94	88	86	89	94	92
6	Faculty effectively directs and stimulates discussion	92	88	91	92	92	91	92	92	89	85	91	91	91
7	Faculty keeps a good balance between theory and application	94	86	89	91	91	91	89	89	92	88	89	89	88
8	Faculty shows availability beyond normal classes	89	88	89	92	88	89	91	91	86	85	86	88	89
9	Faculty shares latest information related to the course	88	88	88	88	88	89	89	88	89	89	89	91	86
10	Sensible assignments are given by the faculty	92	83	86	92	89	89	91	88	83	85	86	91	89
11	Faculty is regular and punctual in class	91	91	89	91	89	91	91	89	88	88	89	88	88
12	Faculty has a good class control	92	85	88	89	89	91	89	86	86	86	89	89	89
13	Faculty completes syllabus on time	92	83	83	89	89	88	89	89	88	85	89	88	91
14	Faculty focuses on Course and Program Outcomes	92	85	86	91	89	92	89	89	86	86	88	86	89

**ii. Curriculum**

Feedback has been taken of following courses offered in Semester I

<b>course No.</b>	<b>Course Code</b>	<b>Course Name</b>	<b>Faculty</b>
101	GC – 01	Managerial Accounting (MA)	Mrs Vaishali Patil
102	GC – 02	Organizational Behaviour(OB)	Ms. Sonali Joshi
103	GC – 03	Economic Analysis for Business Decisions (EABD)	Mr. Mahesh Kakulla
104	GC – 04	Business Research Methods (BRM)	Dr. Divya Lakhani
105	GC – 05	Basics of Marketing BOM)	Ms. Bindiya Rangwani
106	GC – 06	Digital Business (DB)	Dr. Abhijeet Kaiwade
107	GE - UL - 01	Management Fundamentals (MF)	Dr. Divya Lakhani
109	GE - UL - 03	Entrepreneurship Development (ED)	Dr. Abhijeet Kaiwade
111	GE - UL - 05	Legal Aspects of Business (LAB)	Ms. Bindiya Rangwani
113	GE - IL - 01	Verbal Communication Lab (VCB)	Ms. Sonali Joshi
115	GE - IL - 03	Selling & Negotiation Skills Lab (SNSL)	Dr. Divya Lakhani
116	GE - IL - 04	MS Excel (MS Ex)	Dr. Abhijeet Kaiwade
Skill Development Courses as prescribed by SPPU	Introduction to Cyber security 1		
	Human Rights		Self Study Course

**Number of students' enrolled: 66**

**Feedback collected from Students': 60**

The percentages given below are totals of strongly agree and agree and strongly disagree and disagree (5 & 4 ratings are for strongly agree and agree respectively and 1 & 2 ratings are for strongly disagree and disagree). (Neither agree nor disagree figures are divided into strongly agree and strongly disagree)

<b>Sr. No</b>	<b>Statements</b>	<b>Strongly agree /Agree</b>	<b>Strongly disagree /Disagree</b>
1	Adequately covers contemporary topics/ global issues/emerging global and national trends	92	8
2	Prepares you for the job market	91	9
3	Enhanced Knowledge of functional areas of management	93	7
4	Helped in skill building, Decision making, Communication, Team building etc.	92	8
5	Helps in developing application -oriented thinking	92	8
6	Sensitized you to ethical values and Professional values	91	9

## B. Teachers' Feedback on Curriculum

### Total: 5

Feedback of the teachers on the Curriculum is collected for semester I. The percentages given below are totals of strongly agree and agree and strongly disagree and disagree (5 & 4 strongly agree and agree and 1 & 2 strongly disagree and disagree. Neither agree nor disagree figures are divided into strongly agree and strongly disagree)

		Semester I	
Sr. No	Statements	Strongly agree /Agree (%)	Strongly disagree /Disagree (%)
1	Adequately covers contemporary topics/ global issues/emerging global and national trends	90	10
2	Enhances Knowledge of functional areas of management	100	0
3	Helps in skill building – decision making, communication, team building etc.	100	0
4	Sensitizes students to ethical and professional values	90	10
5	Develops application- oriented thinking	100	0
6	Relevant Pos and Cos	100	0

## ANALYSIS

### SEMESTER I

#### A. Feedback from Sem I Students on Effectiveness of Teachers:

1. Students were highly satisfied with teaching learnings process and all faculty members were rated more than 83% on almost all the parameters.

#### B. Feedback on Curriculum:

##### Students

1. The analysis showed that majority of the students are extremely satisfied with curriculum offered by SPPU as students rated the syllabus for more than 90% on all parameters. This implies that curriculum is helpful in skill building, decision making, communication, team building and to enhance knowledge of functional areas of management and develop application-oriented thinking.

## Teachers

1.The analysis showed that majority of the teachers are much satisfied with curriculum offered by SPPU as they rated the curriculum more than 90% on all parameters. This signifies that curriculum is helpful to enhance knowledge of functional areas of management and develops application-oriented thinking.

## SEMESTER III - FEEDBACK

### C. Students' Feedback on

#### i. Effectiveness of Teachers

**Total students' enrolled: 66**

**Feedback collected from Students': 65**

The percentages given below represent totals of Excellent and very Good (5 & 4 ratings) only.

#### A. COMMON SUBJECTS

Sr. No.	Parameters	Subject Codes – Ratings in Percentages (%)					
		301	302	308	309	310	392
1	Faculty has well planned sessions	89	92	92	91	92	92
2	Faculty is a good motivator	86	91	91	89	92	92
3	Modern teaching aids, power point presentations, web resources, etc. are used by the faculty	88	91	89	91	94	91
4	Is patient in handling questions	85	92	92	92	89	89
5	Adjusts pace of class to the students' level of understanding	88	94	92	92	92	92
6	Faculty effectively directs and stimulates discussion	88	91	91	89	92	88
7	Faculty keeps a good balance between theory and application	89	91	91	92	91	89
8	Faculty shows availability beyond normal classes	86	91	92	89	89	89
9	Faculty shares latest information related to the course	88	94	94	94	94	94
10	Sensible assignments are given by the faculty	86	89	91	89	88	92
11	Faculty is regular and punctual in class	89	91	89	91	91	89
12	Faculty has a good class control	88	88	91	89	86	89
13	Faculty completes syllabus on time	88	91	89	89	91	91
14	Faculty focuses on Course and Program Outcomes	86	89	89	89	88	86

## A. FINANCE SPECIALISATION

**Total students': 36**

**Feedback collected from Students': 35**

The percentages given below represent totals of Excellent and very Good ratings (5 and 4 ratings) only.

Sr.No.	Parameters	Subject Codes – Ratings in Percentages (%)			
		304	305	318	312
1	Faculty has well planned sessions	94	83	94	83
2	Faculty is a good motivator	94	83	94	89
3	Modern teaching aids, power point presentations, web resources, etc. are used by the faculty	94	83	94	89
4	Is patient in handling questions	91	83	91	86
5	Adjusts pace of class to the students' level of understanding	94	86	94	89
6	Faculty effectively directs and stimulates discussion	94	86	91	89
7	Faculty keeps a good balance between theory and application	94	86	94	89
8	Faculty shows availability beyond normal classes	94	86	94	86
9	Faculty shares latest information related to the course	94	86	91	86
10	Sensible assignments are given by the faculty	94	86	94	86
11	Faculty is regular and punctual in class	91	86	94	86
12	Faculty has a good class control	91	83	91	86
13	Faculty completes Curriculum on time	94	86	94	89
14	Faculty focuses on Course and Program Outcomes	94	86	94	86



## A. HR SPECIALISATION

**Total Students' Enrolled =16**

**Feedback collected from Students': 16**

The percentages given below represent totals of Excellent and Very Good ratings (5 and 4 ratings) only

Sr.No.	Parameters	Subject Codes – Ratings in Percentages (%)			
		304	305	312	316
1	Faculty has well planned sessions	88	100	88	88
2	Faculty is a good motivator	88	100	88	88
3	Modern teaching aids, power point presentations, web resources, etc. are used by the faculty	88	94	88	88
4	Is patient in handling questions	88	100	88	88
5	Adjusts pace of class to the students' level of understanding	88	100	88	88
6	Faculty effectively directs and stimulates discussion	88	100	88	88
7	Faculty keeps a good balance between theory and application	82	100	88	88
8	Faculty shows availability beyond normal classes	88	100	82	82
9	Faculty shares latest information related to the course	88	100	88	88
10	Sensible assignments are given by the faculty	82	94	82	82
11	Faculty is regular and punctual in class	88	100	88	88
12	Faculty has a good class control	88	100	88	88
13	Faculty completes Curriculum on time	88	100	88	88
14	Faculty focuses on Course and Program Outcomes	88	100	88	88

## A. MARKETING SPECIALISATION

**Total Students' Enrolled:14**

**Feedback collected from Students': 13**

The percentages given below represent totals of Excellent and Very Good ratings (5 and 4 ratings) only.

Sr.No.	Parameters	Subject Codes – Ratings in Percentages (%)			
		304	305	314	315
1	Faculty has well planned sessions	85	92	92	92
2	Faculty is a good motivator	92	92	92	100
3	Modern teaching aids, power point presentations, web resources, etc. are used by the faculty	85	92	92	85
4	Is patient in handling questions	85	92	92	92
5	Adjusts pace of class to the students' level of understanding	85	92	92	92
6	Faculty effectively directs and stimulates discussion	85	92	92	92
7	Faculty keeps a good balance between theory and application	85	92	92	92
8	Faculty shows availability beyond normal classes	85	92	92	92
9	Faculty shares latest information related to the course	85	92	92	92
10	Sensible assignments are given by the faculty	85	92	92	92
11	Faculty is regular and punctual in class	85	92	92	92
12	Faculty has a good class control	85	92	92	92
13	Faculty completes Curriculum on time	85	92	92	92
14	Faculty focuses on Course and Program Outcomes	85	92	85	92

**i. Curriculum**

<b>Course No.</b>	<b>Course Code</b>	<b>Course Name</b>	<b>Faculty</b>
301	GC – 11	Strategic Management	Ms. Bindiya Rangwani
302	GC – 12	Decision Science	Dr. Divya Lakhani
309	GE - UL - 16	Knowledge management	Dr. Divya Lakhani
308	GE - UL - 15	Project Management	Dr. Abhijeet Kaiwade
310	GE - UL - 17	Corporate Governance	Dr. Divya Lakhani
<b>Marketing Specialization</b>			
304 MKT	SC – MKT- 03	Services Marketing	Ms. Bindiya Rangwani
305 MKT	SC – MKT- 04	Sales & Distribution Management	Ms. Sonali Joshi
314 MKT	SE – IL - MKT- 09	Digital Marketing - II	Dr. Abhijeet Kaiwade
315 MKT	SE – IL - MKT- 10	Marketing of Financial Services - II	Ms. Vaishali Patil
<b>Finance Specialization</b>			
304 FIN	SC – FIN - 03	Advanced Financial Management	Ms. Vaishali Patil
305 FIN	SC – FIN - 04	International Finance	Visiting Faculty
318 FIN	SE – IL - FIN – 15	Digital Banking	Ms. Vaishali Patil
321 FIN	SE – IL - FIN – 18	Insurance Laws & Regulations	Ms. Vaishali Patil
<b>Human Resource Specialization</b>			
304 HR	SC – HRM - 03	Strategic Human Resource Management	Ms. Sonali Joshi
305 HR	SC – HRM - 04	HR Operations	Dr. Abhijeet Kaiwade
312 HRM	SE – IL - HRM - 07	Talent Management	Ms. Sonali Joshi
316 HRM	SE – IL - HRM - 11	Mentoring and Coaching	Ms. Bindiya Rangwani
		Introduction to Cyber Security 3	Dr. Abhijeet Kaiwade
		Soft Skills	
		Introduction to Indian Constitution	

## STUDENTS' FEEDBACK ON CURRICULUM:

**Number of students' enrolled: 66**

**Number of students' participated in the feedback: 60**

The Curriculum offers the following subjects, and the feedback was taken for the same: -

The percentages given below are totals of strongly agree and agree and strongly disagree and disagree (5 & 4 strongly agree and agree and 1 & 2 strongly disagree and disagree. Neither agree nor disagree figures are equally divided into strongly agree and strongly disagree)

Sr.No.	Statements	Semester III	
		Strongly Agree /Agree (%)	Strongly disagree /Disagree (%)
1	Adequately covered contemporary topics/ global issues/emerging global and national trends	93	7
2	Prepares you for the job market	91	9
3	Enhanced Knowledge of functional areas of management	93	7
4	Helped in skill building and Decision making, Communication, Team building etc.	92	8
5	Helps in developing application- oriented thinking	92	8
6	Sensitized you to ethical values and Professional values	91	9

## A. TEACHERS' FEEDBACK ON CURRICULUM

### Number of Teachers: 05

Feedback of the teachers on the Curriculum is collected for semester I & III. The percentages given below are totals of strongly agree and agree and strongly disagree and disagree (5 & 4 strongly agree and agree and 1 & 2 strongly disagree and disagree. Neither agree nor disagree figures are equally divided into strongly agree and strongly disagree)

Sr.No.	Statements	Semester III	
		Strongly Agree /Agree (%)	Strongly disagree /Disagree (%)
1	Adequately covers contemporary topics/ global issues/emerging global and national trends	100	0
2	Enhances Knowledge of functional areas of management	100	0
3	Helps in skill building - decision making, communication, team building etc	80	20
4	Sensitizes students to ethical and professional values	80	20
5	Develops application- oriented thinking	100	0
6	POs and Cos are relevant to Curriculum of 2019	90	10

## ANALYSIS

### **SEMESTER III**

#### **A. Feedback from Sem III Students on Effectiveness of Teachers:**

- Students' feedback shows that they were highly satisfied with the teaching and guidance provided by all faculty members as they rated above 82% on almost all parameters.

#### **B. Feedback on Curriculum:**

##### **Students:**

1. Students' feedback on Curriculum showed that majority students were satisfied with the curriculum and rated it almost 91% on all parameters. Students were satisfied with the curriculum of SPPU and opined that syllabus is good, is well designed and useful to enhance the employability skills of the students.

##### **Teachers**

1. Teachers' feedback on Curriculum showed more than 80% rating on most of the mentioned parameters. This shows that teachers are satisfied with curriculum, as it is useful in enhancing teamwork, for constructive learning and enhancing employability skills of the students.

**Consolidated Feedback Report**  
**MBA Semesters (II) and (IV)**

## STAKEHOLDERS' FEEDBACK REPORT

May to July 2022

### SEMESER II Feedback

#### A. Students' Feedback on

##### i. Effectiveness of Teachers

##### A. Generic Core Subjects

**Total Students Enrolled: 66**

**Feedback collected from Students: 66**

The percentages given below represent totals of Excellent and Very Good ratings (5 and 4 ratings) only.

□

Sr. No.	Parameters	Subject Codes – Ratings in Percentages (%)									
		MM 201	FM 202	HRM 203	OSCM 204	OSCM 204	CFM 207	GWE S 208	SNVM 209	IAD R 214	CS 292
1	Faculty has well planned sessions	83	86.	80	85	85	86	83	85	85	85
2	Faculty is a good motivator	85	82	80	82	85	86	83	86	83	85
3	Modern teaching aids, power point presentations, web resources, etc. are used by the faculty	88	88	85	86	88	86	86	88	86	88
4	Is patient in handling questions	85	85	80	85	85	85	85	83	85	85
5	Adjusts pace of class to the students' level of understanding	85	85	80	83	85	85	83	85	83	85
6	Faculty effectively directs and stimulates discussion	85	85	83	85	85	86	85	86	85	86
7	Faculty keeps a good balance between theory and application	86	86	83	86	86	86	86	88	85	86
8	Faculty shows availability beyond normal classes	85	86	83	83	83	85	83	86	83	86
9	Faculty shares latest information related to the course	85	86	83	83	86	86	88	85	86	83
10	Sensible assignments are given by the faculty	83	86	82	83	83	85	83	85	85	86



11	Faculty is regular and punctual in class	83	86	82	83	83	85	83	85	85	86
12	Faculty has a good class control	85	86	83	83	85	86	86	86	83	85
13	Faculty completes Curriculum on time	86	86	83	85	86	86	83	83	83	86
14	Faculty focuses on Course and Program Outcomes	85	86	82	83	85	85	83	86	85	86

## B. Finance Specialization

Total Students Enrolled: 34

Feedback collected from Students: 34

Sr. No	Parameters	Subject Codes – Ratings in Percentages (%)		
		FIN-FMBO 205	FIN-PFP 206	FIN-DT 219
1	Faculty has well planned sessions	94	94	97
2	Faculty is a good motivator	97	97	97
3	Modern teaching aids, power point presentations, web resources, etc. are used by the faculty	94	94	92
4	Is patient in handling questions	92	94	92
5	Adjusts pace of class to the students' level of understanding	94	94	94
6	Faculty effectively directs and stimulates discussion	94	94	94
7	Faculty keeps a good balance between theory and application	94	97	94
8	Faculty shows availability beyond normal classes	94	94	97
9	Faculty shares latest information related to the course	94	94	94
10	Sensible assignments are given by the faculty	92	94	92
11	Faculty is regular and punctual in class	92	94	92
12	Faculty has a good class control	92	92	92
13	Faculty completes Curriculum on time	92	92	92
14	Faculty focuses on Course and Program Outcomes	92	92	92

### C. HRM Specialization

Total enrolled Students: 25

Feedback collected from Students: 13

Sr. no.	Parameters	Subject Codes – Ratings in Percentages (%)			
		HRM-CHRM 205	ERLL 206	HRM-LW 217	219-HRM-L&D 219
1	Faculty has well planned sessions	85	92	92	92
2	Faculty is a good motivator	92	92	85	85
3	Modern teaching aids, power point presentations, web resources, etc. are used by the faculty	92	92	85	77
4	Is patient in handling questions	85	85	85	85
5	Adjusts pace of class to the students' level of understanding	85	85	85	85
6	Faculty effectively directs and stimulates discussion	85	100	85	85
7	Faculty keeps a good balance between theory and application	85	92	85	85
8	Faculty shows availability beyond normal classes	77	92	85	85
9	Faculty shares latest information related to the course	77	85	85	85
10	Sensible assignments are given by the faculty	77	92	77	85
11	Faculty is regular and punctual in class	77	92	77	85
12	Faculty has a good class control	85	100	85	85
13	Faculty completes Curriculum on time	85	92	85	100
14	Faculty focuses on Course and Program Outcomes	77	85	92	85

## D. Marketing Specialization

Total enrolled Students: 05

Feedback collected from Students: 04

Sr. no.	Parameters	Subject Codes – Ratings in Percentages (%)		
		MKT-MR-II 205	MKT-CB 206	MKT-DM 220
1	Faculty has well planned sessions	100	100	100
2	Faculty is a good motivator	100	100	100
3	Modern teaching aids, power point presentations, web resources, etc. are used by the faculty	100	100	100
4	Is patient in handling questions	100	100	100
5	Adjusts pace of class to the students' level of understanding	100	100	100
6	Faculty effectively directs and stimulates discussion	100	100	100
7	Faculty keeps a good balance between theory and application	100	100	100
8	Faculty shows availability beyond normal classes	100	100	100
9	Faculty shares latest information related to the course	100	100	100
10	Sensible assignments are given by the faculty	100	100	100
11	Faculty is regular and punctual in class	100	100	100
12	Faculty has a good class control	100	100	100
13	Faculty completes Curriculum on time	100	100	100
14	Faculty focuses on Course and Program Outcomes	100	100	100

## II. Curriculum

<b>Common</b>	<b>Marketing Specialization</b>	<b>Finance Specialization</b>	<b>Human Resource Specialization</b>
201 GC-07 Marketing Management	205 MKT SC-MKT-01 Marketing Research	205 FIN-SC-FIN-01 Financial Markets and Banking Operations	205 HR-SC-HRM-01 Competency Based Human Resource Management
202 GC-08 Financial Management	206 MKT SC-MKT-02 Consumer Behavior	206 FIN-SC-FIN-02 Personal Financial Planning	206 HR-SC-HRM-02 Employee Relations & Labour Legislation
203 GC-09 Human Resources Management	220 MKT SE-IL-MKT-04 Digital Marketing -I	219 FIN-SE-IL-FIN-03 Direct Taxation	218 HR-SE-IL-HRM-02 Lab in Recruitment & Selection
204 GC-10 Operations & Supply Chain Management			
207 GE-UL-07 Contemporary Frameworks in Management			
208 GE-UL-08 Geopolitics & World Economic Systems			
209 GC-UL-09 Start Up and New Venture Management			
214 GE-IL-08 Industry Analysis & Desk Research			
291 Human Rights - II			
292 Introduction to Cyber Security -II			

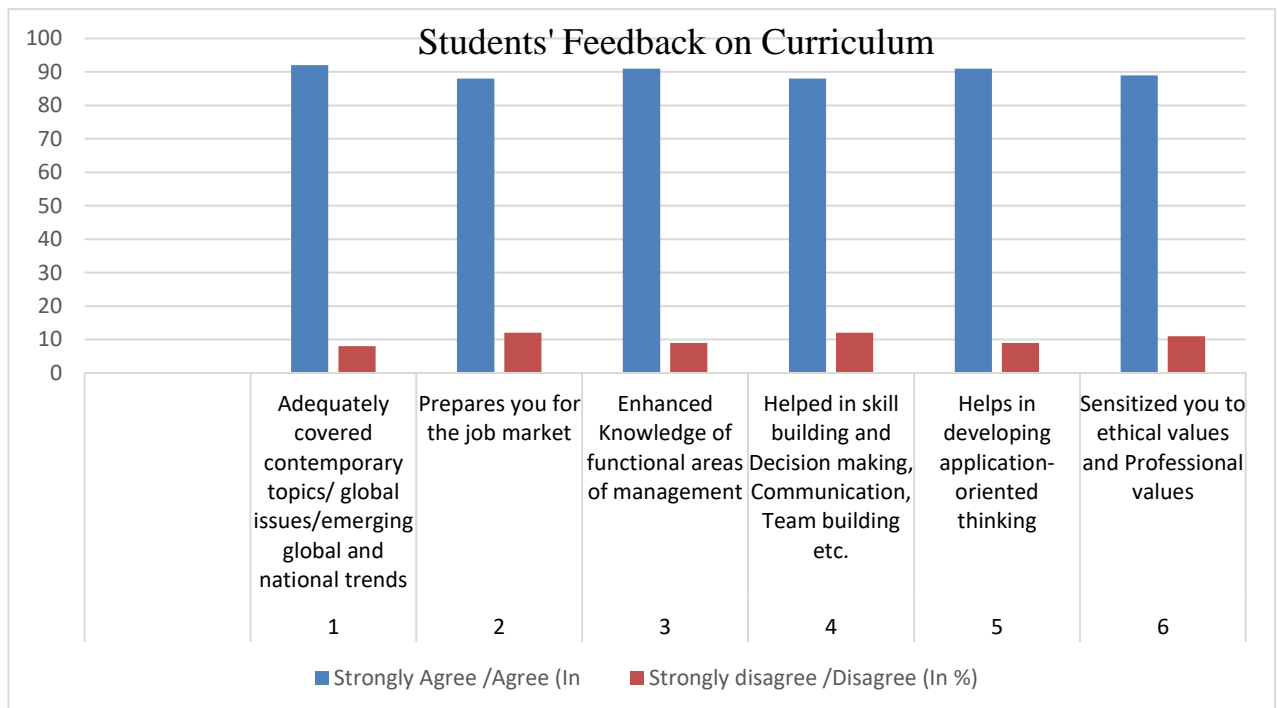
**Total enrolled Students: 66**

**Number of students participated in the feedback: 64**

The percentages given below are totals of strongly agree and agree and strongly disagree and disagree (5 & 4 strongly agree and agree and 1 & 2 strongly disagree and disagree. Neither Agree nor Disagree ratings are divided equally into strongly agree and strongly disagree)

Sr. No.	Parameters	Strongly Agree /Agree (In %)	Strongly disagree /Disagree (In %)
1	<b>Adequately covered contemporary topics/ global issues/emerging global and national trends</b>	92	8
2	Prepares you for the job market	88	12
3	Enhanced Knowledge of functional areas of management	91	9
4	Helped in skill building and Decision making, Communication, Team building etc.	88	12
5	Helps in developing application- oriented thinking	91	9
6	Sensitized you to ethical values and Professional values	89	11

Graph



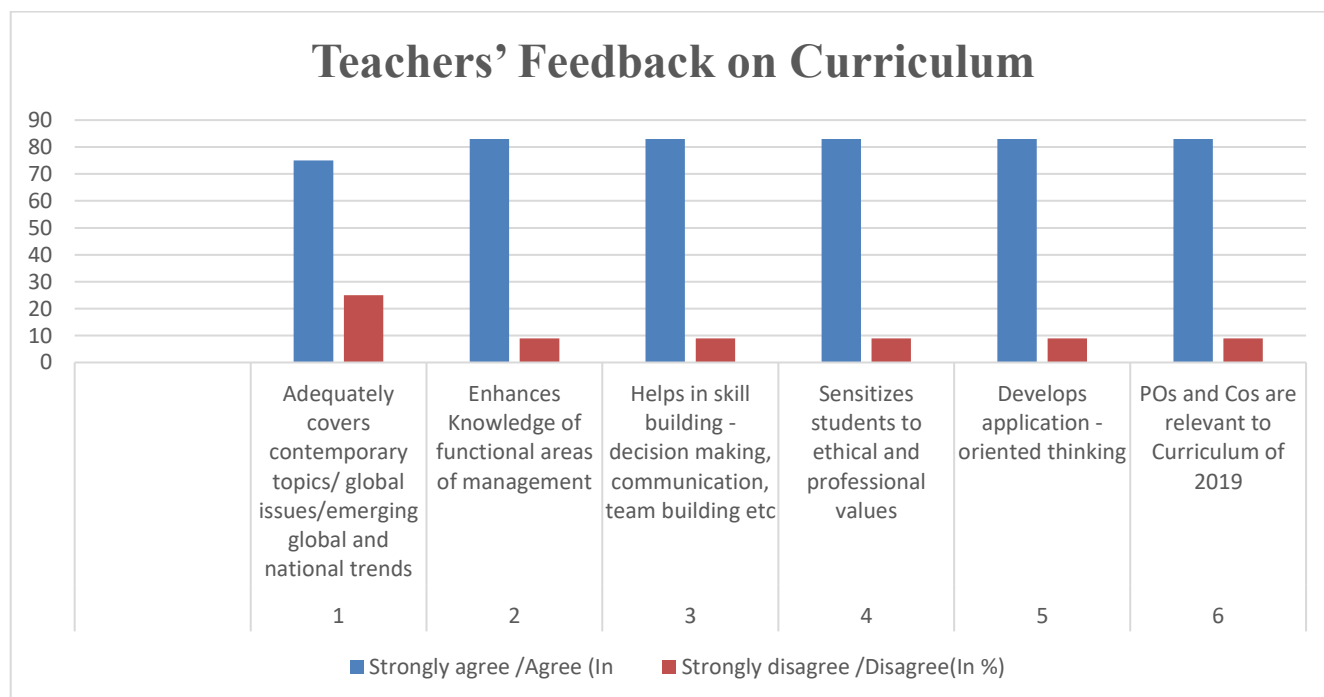
## B. Teachers' Feedback on Curriculum

**Number of Teachers participated in feedback: 06**

Feedback of the teachers on the Curriculum is collected for semester II. The percentages given below are totals of strongly agree and agree and strongly disagree and disagree (5 & 4 strongly agree and agree and 1 & 2 strongly disagree and disagree. Neither Agree nor Disagree ratings are divided equally into strongly agree and strongly disagree).

Sr.No.	Statements	Strongly agree /Agree (In %)	Strongly disagree /Disagree(In %)
1	Adequately covers contemporary topics/ global issues/emerging global and national trends	75	25
2	Enhances Knowledge of functional areas of management	83	09
3	Helps in skill building - decision making, communication, team building etc.	83	09
4	Sensitizes students to ethical and professional values	83	09
5	Develops application - oriented thinking	83	09
6	POs and Cos are relevant to Curriculum of 2019	83	09

Graph



## Sem IV Feedback

### A. Students' feedback on effectiveness of teachers

**Total Students Enrolled: 66**

**Feedback collected from Students: 62**

#### A. Common Subjects

The percentages given below represent totals of Excellent and Very Good ratings (5 and 4 ratings) only.

Sr. no	Parameters	Subject Codes – Ratings in Percentages(%)			
		EPM 401	IE & BE 402	CL 407	CSR & S 408
1	Faculty has well planned sessions	74	76	76	73
2	Faculty is a good motivator	73	76	77	74
3	Modern teaching aids, power point presentations, web resources, etc. are used by the faculty	76	76	76	73
4	Is patient in handling questions	76	76	76	73
5	Adjusts pace of class to the students' level of understanding	74	76	76	73
6	Faculty effectively directs and stimulates discussion	74	74	73	71
7	Faculty keeps a good balance between theory and application	74	74	74	73
8	Faculty shows availability beyond normal classes	74	74	74	71
9	Faculty shares latest information related to the course	74	74	74	73
10	Sensible assignments are given by the faculty	76	74	74	73
11	Faculty is regular and punctual in class	76	74	74	73
12	Faculty has a good class control	74	74	74	71
13	Faculty completes Curriculum on time	74	74	74	74
14	Faculty focuses on Course and Program Outcomes	71	73	73	69



## B. Finance specialization

**Total enrolled Students: 36**

**Feedback collected from Students: 36**

The percentages given below represent totals of Excellent and Good ratings (5 and 4 ratings) only.

□

Sr. no	Parameters	Subject Codes – Ratings in Percentages (%)		
		FL 403	CT & CF 404	SCM 412
1	Faculty has well planned sessions	75	69	75
2	Faculty is a good motivator	72	69	72
3	Modern teaching aids, power point presentations, web resources, etc. are used by the faculty	72	72	72
4	Is patient in handling questions	72	72	72
5	Adjusts pace of class to the students' level of understanding	72	72	72
6	Faculty effectively directs and stimulates discussion	72	72	72
7	Faculty keeps a good balance between theory and application	69	69	69
8	Faculty shows availability beyond normal classes	69	69	72
9	Faculty shares latest information related to the course	72	72	72
10	Sensible assignments are given by the faculty	72	69	72
11	Faculty is regular and punctual in class	72	69	72
12	Faculty has a good class control	72	72	72
13	Faculty completes Curriculum on time	72	72	72
14	Faculty focuses on Course and Program Outcomes	69	69	69

### C. HR specialization

**Total enrolled Students: 16**

**Feedback collected from Students: 16**

The percentages given below represent totals of Excellent and Good ratings (5 and 4 ratings) only.

□

Sr.NO.	Parameters	Subject Codes – Ratings in Percentages (%)		
		OD & D 403	CT & CHRM 404	LL 409
1	Faculty has well planned sessions	94	88	88
2	Faculty is a good motivator	94	88	94
3	Modern teaching aids, power point presentations, web resources, etc. are used by the faculty	88	88	88
4	Is patient in handling questions	94	88	88
5	Adjusts pace of class to the students' level of understanding	94	88	88
6	Faculty effectively directs and stimulates discussion	88	88	88
7	Faculty keeps a good balance between theory and application	94	88	88
8	Faculty shows availability beyond normal classes	94	88	88
9	Faculty shares latest information related to the course	94	88	88
10	Sensible assignments are given by the faculty	100	94	94
11	Faculty is regular and punctual in class	100	94	94
12	Faculty has a good class control	88	88	88
13	Faculty completes Curriculum on time	94	94	94
14.	Faculty focuses on Course and Program Outcomes	94	88	88

#### D. Marketing specialization

**Total enrolled Students: 14**

**Feedback collected from Students: 14**

The percentages given below represent totals of Excellent and Good ratings (5 and 4 ratings) only. Average, poor ratings are not shown here.

Sr.NO.	Parameters	Subject Codes – Ratings in Percentages (%)		
		Mkt 403	MS 404	CRM 409
1	Faculty has well planned sessions	88	88	88
2	Faculty is a good motivator	88	88	88
3	Modern teaching aids, power point presentations, web resources, etc. are used by the faculty	88	88	88
4	Is patient in handling questions	88	88	88
5	Adjusts pace of class to the students' level of understanding	88	88	88
6	Faculty effectively directs and stimulates discussion	88	88	88
7	Faculty keeps a good balance between theory and application	88	88	88
8	Faculty shows availability beyond normal classes	88	88	88
9	Faculty shares latest information related to the course	88	88	88
10	Sensible assignments are given by the faculty	88	88	88
11	Faculty is regular and punctual in class	88	88	88
12	Faculty has a good class control	88	88	88
13	Faculty completes Curriculum on time	88	88	88
14	Faculty focuses on Course and Program Outcomes	88	88	88

## b. Feedback on Curriculum

The Curriculum offers the following subjects and the feedback was taken for the same:-

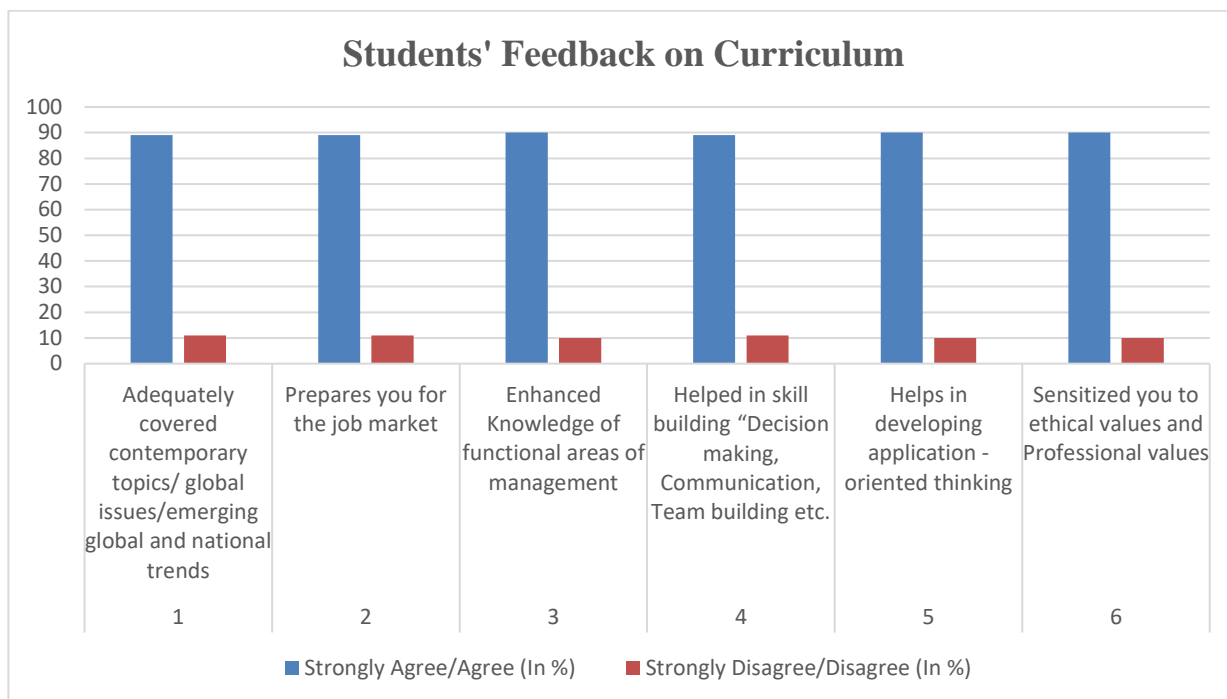
SEM-IV				
Common	Marketing Specialization	Finance Specialization	Human Resource Specialization	BA Specialization
401 GC-14 - Enterprise Performance Management	403 MKT SC-MKT-05 Marketing 4.0	403 FIN SC-FIN-05 Financial Laws	403 HR SC-HRM-05 Organizational Diagnosis & Development	403-Economics of Network Industries
402 GC-15 Indian Ethos & Business Ethics	404 MKT SC-MKT-06 Marketing Strategy	404 FIN SC-FIN-06 Current Trends & Cases in Finance	404 HR SC-HRM-06 Current Trends & Cases in Human Resource Management	404-Artificial Intelligence in Business Applications
407 GE-UL-21 Cyber Laws	409 MKT SE-IL-MKT-13 Customer Relationship Management	412 FIN SE-IL-FIN-24 Strategic Cost Management	409 HR SE-IL-HRM-15 Labour Legislation	410-Healthcare Analytics
408 GE-UL-22 Corporate Social Responsibility & Sustainability				411-Watson

**Total enrolled Students: 66**

**Number of students participated in the feedback: 61**

The percentages given below are totals of strongly agree and agree and strongly disagree and disagree (5 & 4 strongly agree and agree and 1 & 2 strongly disagree and disagree. Neither Agree nor Disagree ratings are divided equally into strongly agree and strongly disagree)

Sr. No.		Strongly Agree/Agree (In %)	Strongly Disagree/Disagree (In %)
1	Adequately covered contemporary topics/ global issues/emerging global and national trends	89	11
2	Prepares you for the job market	89	11
3	Enhanced Knowledge of functional areas of management	90	10
4	Helped in skill building "Decision making, Communication, Team building etc. 13	89	11
5	Helps in developing application -oriented thinking	90	10
6	Sensitized you to ethical values and Professional values	90	10



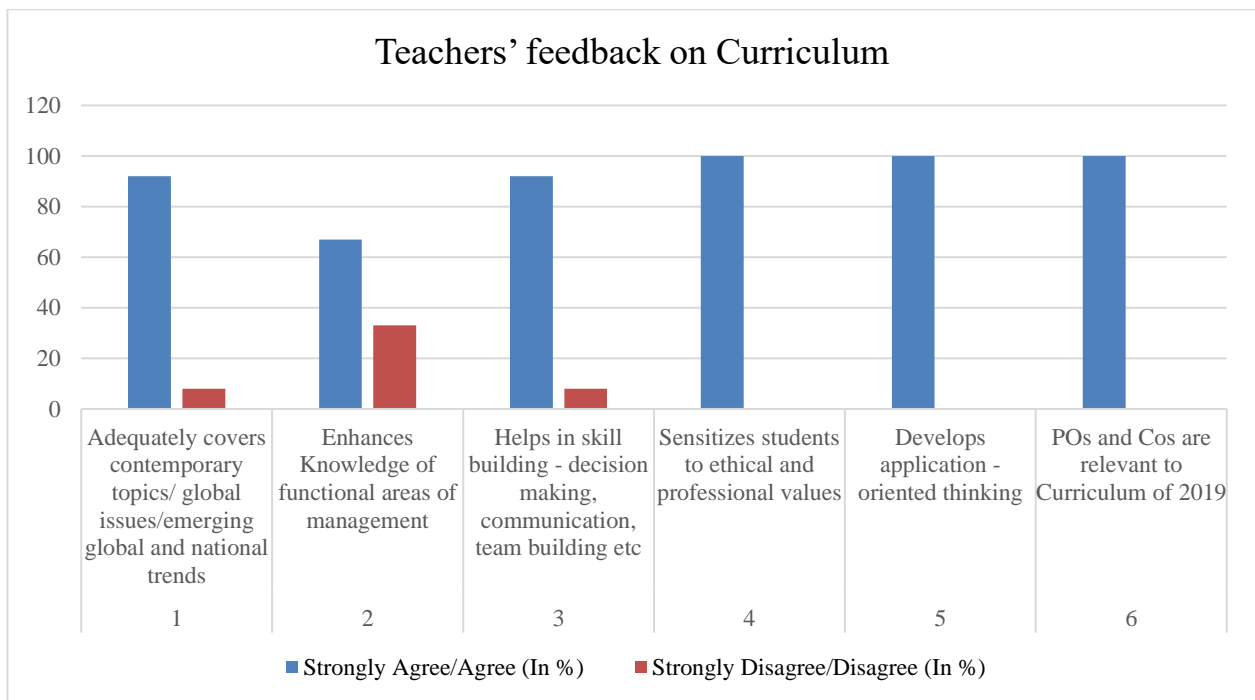
### c. Teachers' feedback on Curriculum

#### **Number of teachers participated in feedback: 06**

Feedback of the teachers on the Curriculum is collected for semester IV. The percentages given below are totals of strongly agree and agree and strongly disagree and disagree (5 & 4 strongly agree and agree and 1 & 2 strongly disagree and disagree. Neither Agree nor Disagree ratings are divided equally into strongly agree and strongly disagree)

Sr.No.	Statements	Strongly Agree/Agree (In %)	Strongly Disagree/Disagree (In %)
1	Adequately covers contemporary topics/ global issues/emerging global and national trends	92	08
2	Enhances Knowledge of functional areas of management	67	33
3	Helps in skill building - decision making, communication, team building etc	92	08
4	Sensitizes students to ethical and professional values	100	0
5	Develops application -oriented thinking	100	0
6	POs and Cos are relevant to Curriculum of 2019	100	0

## Graph



## 2. Alumni feedback:

### A) Opinion about curriculum of MBA

#### Total No. of Alumni Feedback: 68

Alumni feedback is collected once in a year. The percentages given below are totals of strongly agree and agree and strongly disagree and disagree (5 & 4 strongly agree and agree and 1 & 2 strongly disagree and disagree).

Sr. No.	Statements	Strongly Agree/ Agree (In %)	Strongly Disagree/ Disagree(In %)
1	Adequately covered contemporary topics/ global issues/emerging global and national trends	93	07
2	Enhanced Knowledge of functional areas of management	93	07
3	Helped in skill building - Decision making, Communication, Team building etc.	95	05
4	Sensitized you to ethical values and Professional values	96	04
5	Developed application - oriented thinking	93	07
6	Made you employable	94	06

**B) Opinion about Quality of education at SVIMS:**

- The percentages given below are totals of Excellent, V. Good, Good (5, 4, 3 Excellent, V. Good, Good and Fair 2 and, Poor is 1)

Sr.No.	Statements	Total excellent ,V.good & Good	Fair	Poor
1	Value Education	82	13	05
2	Mentoring/Career guidance	78	18	04
3	Infrastructure	88	08	04
4	Certificate/Professional courses offered	81	16	03
5	Co-curricular activities	87	10	03
6	Industry Interactions	82	15	03
7	Quality of Teaching	82	15	03

**3. Employers' feedback****Employer Evaluation of the Intern A.Y:2021-2022****Total No. of Employers: 65**

The percentages given below are for the ratings of Excellent, Good, Satisfactory and Fair.

Sr.No.	Behaviour/ Parameter	Percentages (%)				Total
		Excellent (1)	Good (2)	Satisfactory (3)	Fair (4)	
1	Is dependable	49	31	19	1	100
2	Cooperates with co-workers and supervisors	63	19	18	0	100
3	Shows interest in work	65	18	17	0	100
4	Learns quickly	63	19	18	0	100
5	Takes initiative	55	29	16	0	100
6	Produces high quality work	48	34	17	1	100
7	Accepts responsibility	54	31	15	0	100
8	Accepts criticism	49	37	14	0	100
9	Demonstrates organizational skills	51	34	15	0	100
10	Uses technical knowledge and expertise	42	41	17	0	100
11	Shows good judgement	45	39	15	1	100
12	Demonstrates Creativity/Originality	45	40	15	0	100
13	Analyses problems effectively	45	37	18	0	100

**Overall performance of the student-intern**

The percentages given below are for the ratings of Excellent, Good, Satisfactory.

Sr.No.	Parameter	Percentage (%)			Total
		Excellent (1)	Good (2)	Satisfactory (3)	
1	Is self-reliant	25	21	19	65
2	Communicates well	28	19	18	65
3	Has a professional attitude	31	16	18	65
4	Gives a professional appearance	26	20	19	65
5	Is punctual	30	26	18	65
6	Uses Time Effectively	34	14	17	65

**Placement opportunity if there arises a vacancy in the organization**

The percentages given below for the rating Yes and No.

Parameter	Percentage (%)	
	Yes	No
Candidate will be considered for Placement opportunity if there arises a vacancy in the organization	82	18



#### 4. Parents' Feedback: Total No: 111

##### A) Has the education at SVIMS helped your ward in: [Please put Tick mark in appropriate boxes]

Sr.No.	Particulars	Yes (In %)	No (In %)
1	Becoming More confident	96	04
2	Improving communication skills	95	05
3	Developing a holistic/all round personality	94	06
4	Becoming More Professional	96	04
5	Becoming more employable	93	07

##### B) Opinion about the Curriculum and SVIMS

The percentages given below are totals of Excellent, V. Good, Good (5, 4, 3 Excellent, V. Good, Good and Fair is 2, Poor is 1).

Sr.No.	Particulars	Percentage (In %)		
		<b>Total of Excellent, V. Good, Good</b>	<b>Fair</b>	<b>Poor</b>
1	Curriculum offered by Savitirbai Phule Pune University	74	19	7
2	Quality of education at SVIMS	70	24	6
3	Value education/Character building education at SVIMS	70	25	5
4	Safety aspects	75	21	4
5	Caring atmosphere	76	19	5
6	Counselling and Mentoring facilities	75	19	6
7	Certificate/Professional Courses offered at SVIMS	72	22	6
8	Infrastructure offered	74	19	7
9	Extra-curricular activities	73	22	5
10	Industry interactions	70	24	6

C)The percentages given below are totals of Excellent, V. Good, Good (5, 4, 3 Excellent, V. Good, Good and Fair, Poor is 1 and 2).

Sr.No.	Particulars	Rating (%)		
		<b>Total of Excellent, V. Good, Good</b>	<b>Fair</b>	<b>Poor</b>
1	On a scale of 5 how would you rate the Institution	94	5	1

## **Analysis:**

### **Feedback from students:**

- The percentage of MBA I students who gave all the faculty members positive feedback on the aforementioned criteria was observed to be above 80%, demonstrating that the faculty members are successfully carrying out their duties as mentors, motivators, and facilitators.
- MBA-II students provided all faculty members positive reviews (above 69%).

### **Feedback on Curriculum from Student:**

- Students feedback on Curriculum is taken to understand if the students feel that it adequately covers the contemporary, global and national trends. In addition, it's essential that the curriculum equips students with the skills they'll need to succeed in the workplace.
- According to the analysis of MBA I and MBA II student comments, the curriculum appropriately covers contemporary, global and national trends with ratings above 88%.

### **Feedback from teachers:**

- Teachers indicated their satisfaction with the curriculum's covering contemporary, global and national trends in their reviews of the course content.

### **Feedback from Alumni**

- Alumni students are satisfied with the MBA curriculum, the quality of education, and the learning experience at SVIMS.
- The value education, career counselling, mentoring, and initiatives undertaken at the Institute, as well as the chances they have to network with prominent people in the business, are highly praised by alumni.

### **Feedback from Employers**

- Employers' overall satisfaction with hiring students from the Institute is demonstrated by the fact that more than 90% of the outlined parameters received positive responses from employers.
- Employers observed that the students were elegant, trustworthy, and quite interested in their work. The interns performed exceptionally well overall.

### **Feedback from Parents:**

- All parents are delighted with the education offered at SVIMS.
- All parents gave a grade of at least 70% for each curriculum parameter, indicating that they are happy with the SPPU Curriculum and the way it is taught at the Institute.

### **Action Taken:-**

- The feedback was discussed with Management. They expressed happiness over positive ratings on most fronts.
- Counselling was undertaken to improve ratings. (for teachers with ratings 69%).
- Relevant Certificate courses and value - added courses were introduced to enhance the students' employability skills.